

---

## **Vision 2030: LAHC 2024 Report**

**Vision 2030** is a collaborative action plan developed by the California Community Colleges Chancellor's Office to provide focus, equity, and strategic direction for California's 73 community college districts and 116 colleges. Together, the California Community Colleges form the largest system of postsecondary education in the United States, serving over two million students. As a primary engine of social and economic mobility, the colleges play a vital role in helping the state achieve its ambitious goal: ensuring that 70% of working-age Californians attain a postsecondary degree or certificate by 2030.

Vision 2030 offers a clear roadmap for colleges to implement data-informed, student-centered strategies that expand equitable access, support, and success. It emphasizes community engagement, addresses workforce development priorities across key industry sectors, and supports seamless student pathways from ninth grade through bachelor's degree completion. The plan also responds to emerging challenges and opportunities, including the rise of generative AI, climate change, and the need to modernize data systems for more effective student support.

There are three Vision 2030 goals and their associated outcomes. The goals and outcomes encompass equity in success, access, and support. The measurable outcomes will be critical to track progress and ensure continuous improvement.

### **Goal 1: Equity in Success**

Ensure the academic and career success of all Californians who are current and prospective California community college students. The outcomes of this goal include: increase with equity, the number of students who complete a meaningful educational outcome, ultimately earn a bachelor's degree, earn an Associate Degree for Transfer, earn a community college baccalaureate, transfer to California State University (CSU) or University of California (UC) or non-profit private/independent four-year institutions, and the number of students who earn a living wage.

### **Goal 2: Equity in Access**

Broaden the opportunities for all Californians to participate in higher education by starting or continuing their higher education at a California community college. The outcome of this goal is to increase with equity, the number of students attending a California community college, with particular emphasis on the number of underserved Californians.

### **Goal 3: Equity in Support**

Partner with other systems, agencies, institutions and community-based organizations to provide students the academic, financial and social supports necessary to thrive by taking education opportunities and the accompanying support to Californians. The outcomes of this goal include: increase with equity, the number of students receiving state and federal aid; and, decrease with equity, the number of units in excess of 60 units for the Associate Degree for Transfer (ADT).

A key component of Vision 2030 is the DataVista website, an open-access platform developed by the Chancellor's Office in partnership with WestEd. DataVista provides comprehensive metrics on student success in California Community Colleges and Adult Education. The platform is continuously updated with new data and user support tools to ensure transparency and usability for educators, policymakers, and the public.



# Vision 2030 Report



[← Back](#)

 **PRINT**

## VISION 2030

A Roadmap for California  
Community Colleges

### Los Angeles Harbor College 2024 Report

This report includes Overall Progress to goal as well as equity trends by Race/Ethnicity, Disability Status, and Economically Disadvantaged Status

Click **Print** above to print all pages of this report. Click **Back** to return to the interactive visualizations.

For more information, visit [datavista.cccco.edu](https://datavista.cccco.edu).

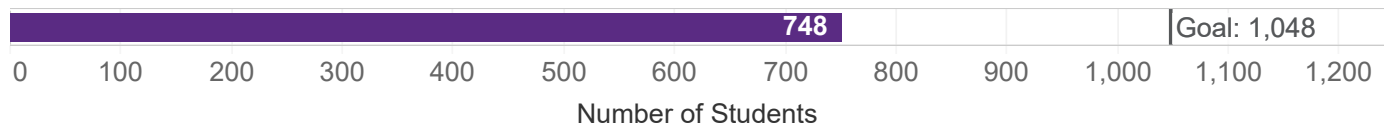


# Vision 2030 Report

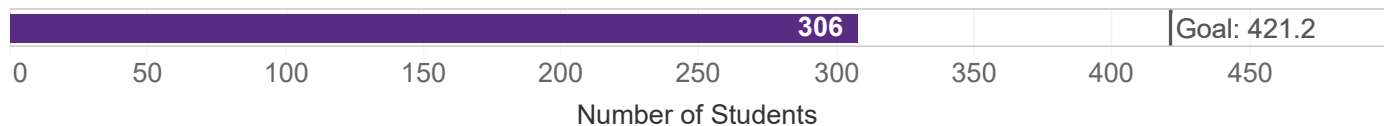


## Goal 1: Success

### Outcome 1: Earned an Award - Vision Goal Completion Definition

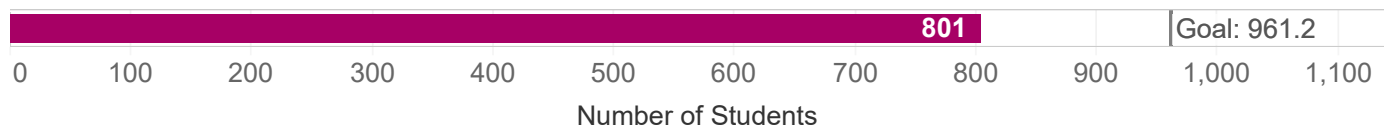


### Outcome 2b: Earned an Award - Associate Degree for Transfer

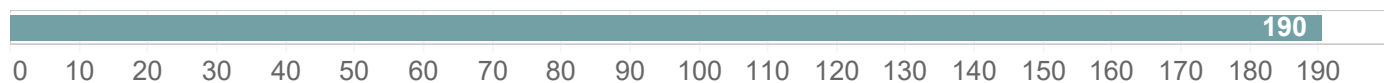


### Outcome 2c: Earned an Award - Community College Bachelor's Degree

### Outcome 2d: Transferred to a Four-Year Institution - CSU or UC



### Outcome 2e: Transferred to non-profit/private/independent 4-year



### Outcome 3: Attained Living Wage



■ DEVELOPING ■ PROGRESSING ■ ON TRACK ■ EXCEEDING

**Exceeding:** Over expected progress in the selected year | **On Track:** 0-4.99% away from expected progress in the selected year | **Progressing:** 5-24.99% away from expected progress in the selected year | **Developing:** 25% or more away from expected progress in the selected year

**NOTE:** The metric measuring the number of California community college students who ultimately earn a bachelor's degree (Outcome 2a) is under development. It will be added to this report when available.





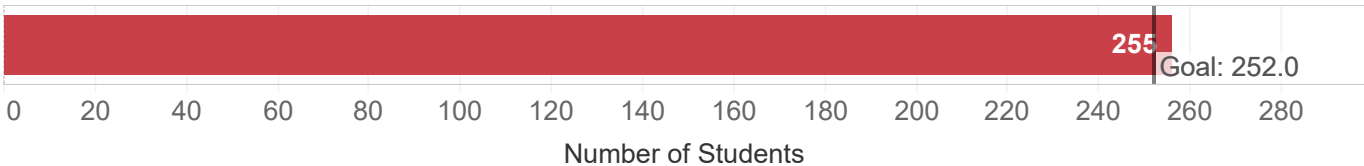
# Vision 2030 Report



## Goal 2: Access

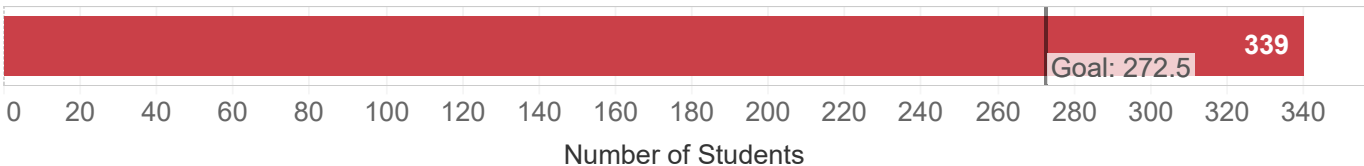
### Outcome 4: Veteran Students

Increase to pre-pandemic enrollment



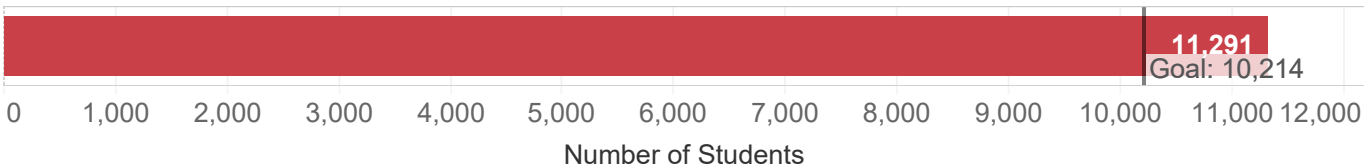
### Outcome 4: Foster Youth Students

Increase by 25% from baseline



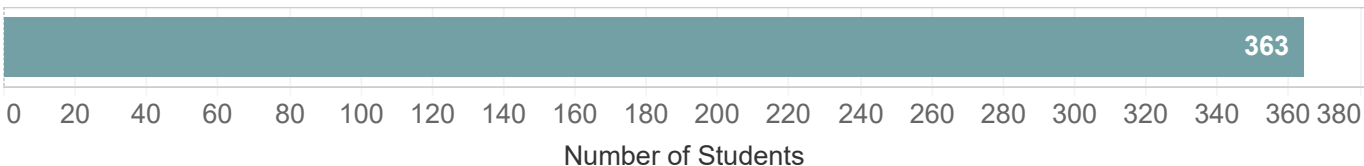
### Outcome 4: Economically Disadvantaged Students

Increase by 25% from baseline



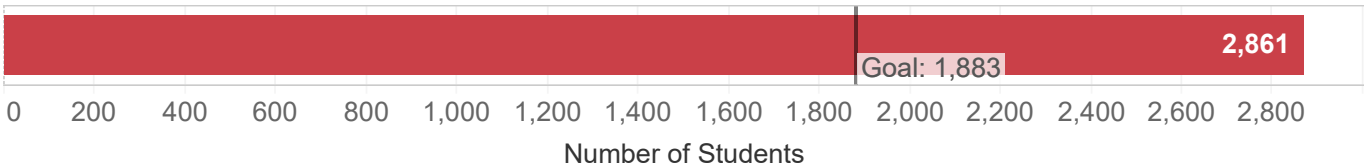
### Outcome 4: Justice Impacted Youth Students

Increase to pre-pandemic enrollment



### Outcome 4: K12 Dual Enrollment Students

Increase to pre-pandemic enrollment



**DEVELOPING** **PROGRESSING** **ON TRACK** **EXCEEDING**

**Exceeding:** Over expected progress in the selected year | **On Track:** 0-4.99% away from expected progress in the selected year | **Progressing:** 5-24.99% away from expected progress in the selected year | **Developing:** 25% or more away from expected progress in the selected year

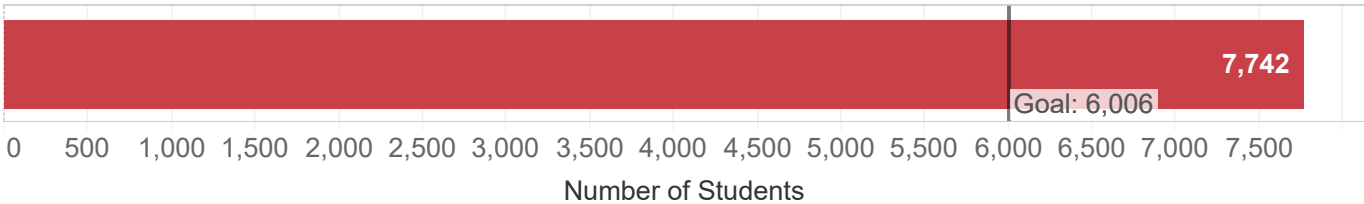


# Vision 2030 Report

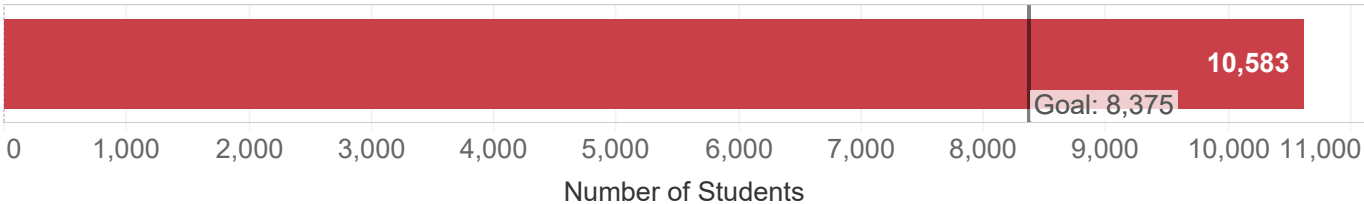


## Goal 3: Support

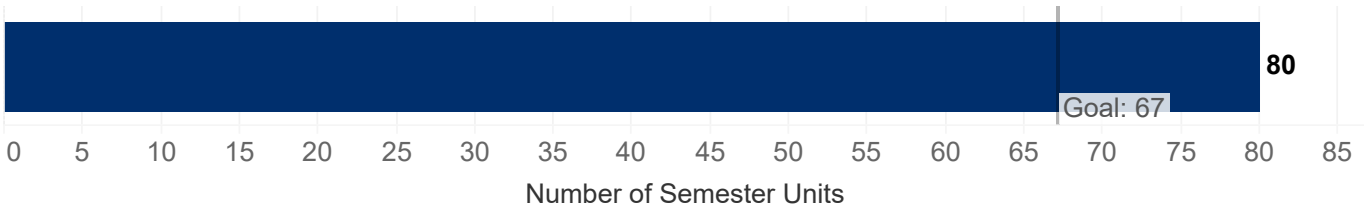
### Outcome 5: Students Receiving Pell Grants



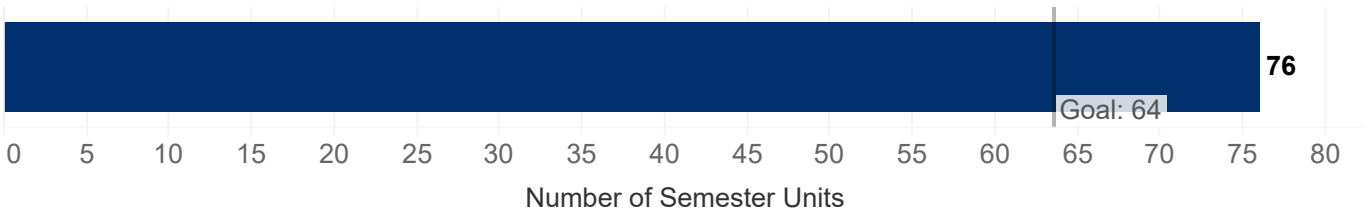
### Outcome 5: Students Receiving California College Promise Grants



### Outcome 6: Average Number of Semester Units Accumulated - Associate Degree for Transfer Earners



### Outcome 6: Average Number of Semester Units Accumulated - Associate Degree Earners



**DEVELOPING**   **PROGRESSING**   **ON TRACK**   **EXCEEDING**

**Exceeding:** Over expected progress in the selected year | **On Track:** 0-4.99% away from expected progress in the selected year | **Progressing:** 5-24.99% away from expected progress in the selected year | **Developing:** 25% or more away from expected progress in the selected year



# Vision 2030 Report



## Student Disability Status Data

### 2024 Report Los Angeles Harbor College 3 Year Cohort

Earned an Award: Associate Degree for Transfer	<div></div>	All Masked Values: 10% 113 of 1,148
Earned an Award: Community College Bachelor's Degree	DSPS: 0% 0 of 85  Not DSPS: 0% 0 of 1,063	
Earned an Award: Vision Goal Completion Definition	<div></div> <div></div>	DSPS: 15% 13 of 85  Not DSPS: 17% 179 of 1,063
Transferred to a Four-Year Institution: CSU or UC	<div></div> <div></div>	DSPS: 7% 11 of 159  Not DSPS: 7% 92 of 1,402
Transferred to a Four-Year Institution: Non-Profit Independent Private College	<div></div>	All Masked Values: 2% 24 of 1,561



# Vision 2030 Report



## Race/Ethnicity Data

### 2024 Report Los Angeles Harbor College 3 Year Cohort

Earned an Award: Associate Degree for Transfer	<div> <div></div> <div>Hispanic: 11% (83 of 760)</div> </div> <div> <div></div> <div>All Masked Values: 8% (30 of 388)</div> </div>				
Earned an Award: Community College Bachelor's Degree	<div>Asian: 0% (0 of 25)</div> <div>Black or African American: 0% (0 of 103)</div> <div>Filipino: 0% (0 of 92)</div> <div>Hispanic: 0% (0 of 760)</div> <div>Two or More Races: 0% (0 of 39)</div> <div>White: 0% (0 of 94)</div> <div>All Masked Values: 0% (0 of 35)</div>				
Earned an Award: Vision Goal Completion Definition	<div> <div></div> <div>Black or African American: 11% (11 of 103)</div> </div> <div> <div></div> <div>Filipino: 22% (20 of 92)</div> </div> <div> <div></div> <div>Hispanic: 18% (135 of 760)</div> </div> <div> <div></div> <div>White: 13% (12 of 94)</div> </div> <div> <div></div> <div>All Masked Values: 14% (14 of 99)</div> </div>				
Transferred to a Four-Year Institution: CSU or UC	<div> <div></div> <div>Black or African American: 7% (10 of 145)</div> </div> <div> <div></div> <div>Hispanic: 7% (70 of 1,017)</div> </div> <div> <div></div> <div>Pacific Islander or Hawaiian Native: 0% (0 of 11)</div> </div> <div> <div></div> <div>White: 8% (10 of 133)</div> </div> <div> <div></div> <div>All Masked Values: 5% (13 of 255)</div> </div>				
Transferred to a Four-Year Institution: Non-Profit Independe..	<div> <div></div> <div>Pacific Islander or Hawaiian Native: 0% (0 of 11)</div> </div> <div> <div></div> <div>All Masked Values: 2% (24 of 1,550)</div> </div>				



# Vision 2030 Report



## First Generation Data

### 2024 Report Los Angeles Harbor College 3 Year Cohort

Earned an Award: Associate Degree for Transfer	<div></div>	First Generation: 10% 56 of 563			
	<div></div>	Not First Generation: 10% 46 of 482			
	<div></div>	Unknown/Unreported: 11% 11 of 103			
Earned an Award: Community College Bachelor's Degree	<div></div>	First Generation: 0% 0 of 563			
	<div></div>	Not First Generation: 0% 0 of 482			
	<div></div>	All Masked Values: 0% 0 of 103			
Earned an Award: Vision Goal Completion Definition	<div></div>	First Generation: 15% 86 of 563			
	<div></div>	Not First Generation: 19% 92 of 482			
	<div></div>	Unknown/Unreported: 14% 14 of 103			
Transferred to a Four-Year Institution: CSU or UC	<div></div>	First Generation: 5% 42 of 804			
	<div></div>	Not First Generation: 9% 57 of 613			
	<div></div>	All Masked Values: 3% 4 of 144			
Transferred to a Four-Year Institution: Non-Profit Independent Private College	<div></div>	Not First Generation: 3% 20 of 613			
	<div></div>	All Masked Values: 0% 4 of 948			



# Vision 2030 Report



## Foster Youth Data

### 2024 Report Los Angeles Harbor College 3 Year Cohort

Earned an Award: Associate Degree for Transfer	<div></div>	All Masked Values: 10% 113 of 1,148
Earned an Award: Community College Bachelor's Degree	<div>Foster Youth: 0% 0 of 24</div> <div>Not Foster Youth: 0% 0 of 1,124</div>	
Earned an Award: Vision Goal Completion Definition	<div></div>	All Masked Values: 17% 192 of 1,148
Transferred to a Four-Year Institution: CSU or UC	<div></div>	All Masked Values: 7% 103 of 1,561
Transferred to a Four-Year Institution: Non-Profit Independent Private College	<div></div>	All Masked Values: 2% 24 of 1,561





### 3 Year Cohort



**DATA VISTA**  
CALIFORNIA COMMUNITY COLLEGES



# Vision 2030 Report



## Homeless Data

### 2024 Report Los Angeles Harbor College 3 Year Cohort

Earned an Award: Associate Degree for Transfer	<div></div>	All Masked Values: 10% 113 of 1,148
Earned an Award: Community College Bachelor's Degree		All Masked Values: 0% 0 of 1,148
Earned an Award: Vision Goal Completion Definition	<div></div>	All Masked Values: 17% 192 of 1,148
Transferred to a Four-Year Institution: CSU or UC	<div></div>	All Masked Values: 7% 103 of 1,561
Transferred to a Four-Year Institution: Non-Profit Independent Private College	<div></div>	All Masked Values: 2% 24 of 1,561



# Vision 2030 Report



## LGBT Data

### 2024 Report Los Angeles Harbor College 3 Year Cohort

Earned an Award: Associate Degree for Transfer	<div></div>	All Masked Values: 10% 113 of 1,148
Earned an Award: Community College Bachelor's Degree	<div>LGBT: 0% 0 of 71</div> <div>Non-LGBT: 0% 0 of 1,077</div>	
Earned an Award: Vision Goal Completion Definition	<div></div>	All Masked Values: 17% 192 of 1,148
Transferred to a Four-Year Institution: CSU or UC	<div></div>	All Masked Values: 7% 103 of 1,561
Transferred to a Four-Year Institution: Non-Profit Independent Private College	<div></div>	All Masked Values: 2% 24 of 1,561



# Vision 2030 Report



## Economically Disadvantaged Data

### 2024 Report Los Angeles Harbor College 3 Year Cohort

Earned an Award: Associate Degree for Transfer	<div><div></div><div>Econ Disadvantaged: 12% 98 of 792</div></div> <div><div></div><div>Not Econ Disadvantaged: 4% 15 of 356</div></div>
Earned an Award: Community College Bachelor's Degree	<div><div></div><div>Econ Disadvantaged: 0% 0 of 792</div></div> <div><div></div><div>Not Econ Disadvantaged: 0% 0 of 356</div></div>
Earned an Award: Vision Goal Completion Definition	<div><div></div><div>Econ Disadvantaged: 20% 158 of 792</div></div> <div><div></div><div>Not Econ Disadvantaged: 10% 34 of 356</div></div>
Transferred to a Four-Year Institution: CSU or UC	<div><div></div><div>Econ Disadvantaged: 8% 86 of 1,118</div></div> <div><div></div><div>Not Econ Disadvantaged: 4% 17 of 443</div></div>
Transferred to a Four-Year Institution: Non-Profit Independe..	<div><div></div><div>All Masked Values: 2% 24 of 1,561</div></div>



# Vision 2030 Report



## Veterans Data

### 2024 Report Los Angeles Harbor College 3 Year Cohort

Earned an Award: Associate Degree for Transfer	<div></div>	All Masked Values: 10% 113 of 1,148
Earned an Award: Community College Bachelor's Degree	<div></div>	All Masked Values: 0% 0 of 1,148
Earned an Award: Vision Goal Completion Definition	<div></div>	All Masked Values: 17% 192 of 1,148
Transferred to a Four-Year Institution: CSU or UC	<div></div>	All Masked Values: 7% 103 of 1,561
Transferred to a Four-Year Institution: Non-Profit Independent Private College	<div></div>	All Masked Values: 2% 24 of 1,561