

Non-Credit Courses

Figure 4. 1 Non-Credit FTES, Fall Terms 2019-2023

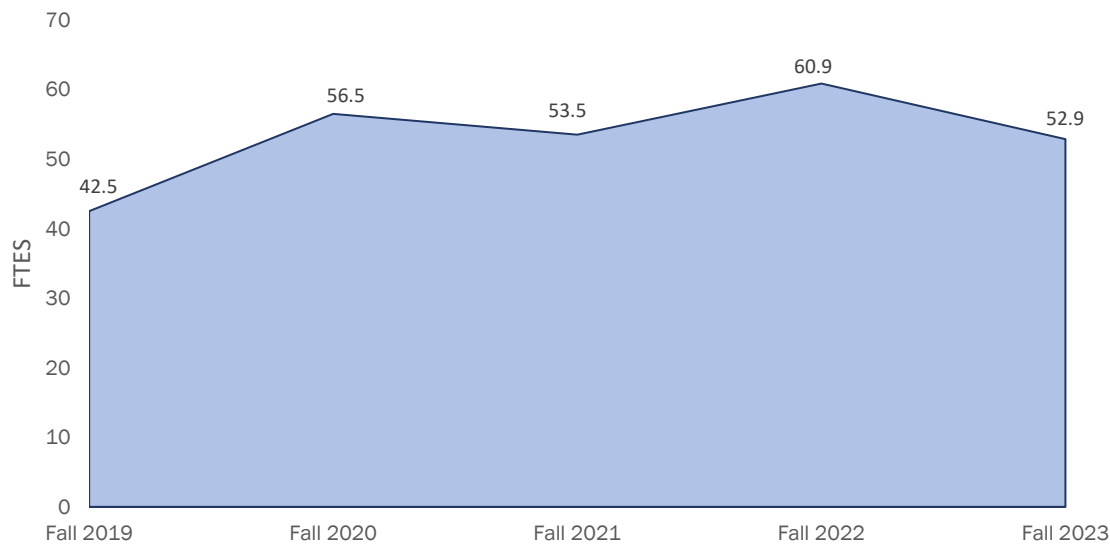


Table 4. 1 Non-Credit FTES by Division, Fall Terms 2019-2023

Non-Credit		Full-Time Equivalent Student (FTES)				
Division	Discipline	Fall 2019	Fall 2020	Fall 2021	Fall 2022	Fall 2023
Academic Affairs Office						
	English As A Second Lan-Civics	1.2				
	Annual % Change					
	English Second Language - NC	14.1				
	Annual % Change					
	Supervised Learning Assistance		0.8	0.2	1.5	0.1
	Annual % Change			-73%	592%	-96%
	Vocational Education					1.1
	Annual % Change					
Communications						
	Basic Skills	0.2	1.5	0.8	5.2	
	Annual % Change		650%	-49%	584%	
	English Second Language - NC	4.9	25.2	28.2	26.8	31.6
	Annual % Change		413%	12%	-5%	18%
Community Services						
	Academic Preparation					0.9
	Annual % Change					
	Basic Skills	4.1	14.1	7.6	13.7	7.0
	Annual % Change		245%	-46%	80%	-49%
	English As A Second Lan-Civics	1.2	1.0		0.9	0.7
	Annual % Change					
	Vocational Education	7.8	10.1	9.8	8.4	7.8
	Annual % Change					
Counseling Academic Personal Development						
	Supervised Learning Assistance	5.8				
	Annual % Change					

Non-Credit		Full-Time Equivalent Student (FTES)				
Division	Discipline	Fall 2019	Fall 2020	Fall 2021	Fall 2022	Fall 2023
Humanities and Fine Arts						
	Older Adults	3.3	3.8	6.9	4.5	3.7
	Annual % Change		16%	81%	-35%	-18%
Total		42.5	56.5	53.5	60.9	52.9
	Annual % Change		33%	-5%	14%	-13%

Source: PeopleSoft LAC_SRC_SECTION_LISTING_INSTR query; LACCD Class Info and Grade Distribution file

Table 4. 2 Non-Credit FTEF by Division, Fall Terms 2019-2023

Non-Credit		Full-Time Equivalent Faculty (FTEF)				
Division	Discipline	Fall 2019	Fall 2020	Fall 2021	Fall 2022	Fall 2023
Academic Affairs Office						
	English As A Second Lan-Civics	0.2				
	Annual % Change					
	English Second Language - NC	2.2				
	Annual % Change					
	Supervised Learning Assistance		0.0	0.0	0.0	0.0
	Annual % Change					-100%
	Vocational Education					0.1
	Annual % Change					
Communications						
	Basic Skills	0.1	0.2	0.1	0.1	
	Annual % Change		200%	-67%	108%	
	English Second Language - NC	0.8	2.5	2.1	2.4	2.5
	Annual % Change		193%	-15%	14%	5%
Community Services						
	Academic Preparation					0.3
	Annual % Change					
	Basic Skills	1.3	1.3	0.6	1.0	1.1
	Annual % Change		2%	-51%	56%	13%
	English As A Second Lan-Civics	0.2	0.3		0.1	0.1
	Annual % Change					
	Vocational Education	1.5	0.9	0.9	0.8	0.9
	Annual % Change					
Counseling Academic Personal Development						
	Supervised Learning Assistance	0.0				
	Annual % Change					
Humanities and Fine Arts						
	Older Adults	0.0	0.0	0.0	0.0	0.0
	Annual % Change					
Total		6.3	5.1	3.7	4.5	5.0
	Annual % Change		-18%	-28%	22%	13%

Source: PeopleSoft LAC_SRC_SECTION_LISTING_INSTR query; LACCD Class Info and Grade Distribution file

Figure 4. 2 Non-Credit FTES and FTES per FTEF, Fall Terms 2019-2023

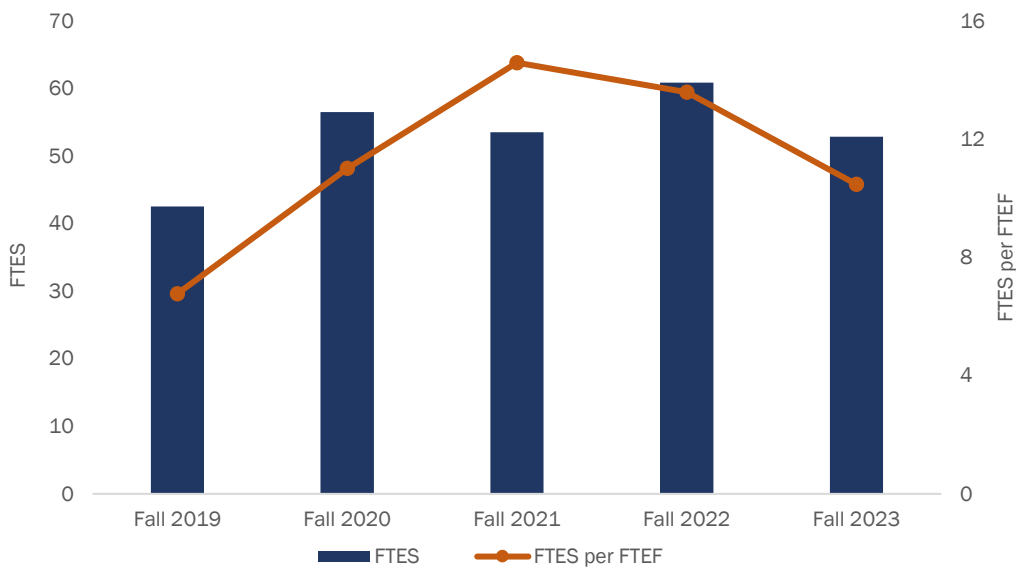


Table 4. 3 Non-Credit FTES per FTEF by Division, Fall Terms 2019-2023

Non-Credit		Full-Time Equivalent Student per Full-Time Equivalent Faculty				
Division	Discipline	Fall 2019	Fall 2020	Fall 2021	Fall 2022	Fall 2023
Academic Affairs Office						
	English As A Second Lan-Civics <i>Annual % Change</i>	4.9				
	English Second Language - NC <i>Annual % Change</i>	6.5				
	Supervised Learning Assistance <i>Annual % Change</i>				34.8	
	Vocational Education <i>Annual % Change</i>					12.9
Communications						
	Basic Skills <i>Annual % Change</i>	3.3	8.3 150%	12.7 52%	41.6 228%	
	English Second Language - NC <i>Annual % Change</i>	5.9	10.3 75%	13.6 32%	11.3 -17%	12.6 12%
Community Services						
	Academic Preparation <i>Annual % Change</i>					2.7
	Basic Skills <i>Annual % Change</i>	3.2	10.8 237%	11.9 10%	13.7 15%	6.2 -55%
	English As A Second Lan-Civics <i>Annual % Change</i>	4.9	3.8		7.1	5.5
	Vocational Education <i>Annual % Change</i>	5.4	10.9	11.0	10.3	9.0
Counseling Academic Personal Development						
	Supervised Learning Assistance <i>Annual % Change</i>					

Non-Credit		Full-Time Equivalent Student per Full-Time Equivalent Faculty				
Division	Discipline	Fall 2019	Fall 2020	Fall 2021	Fall 2022	Fall 2023
Humanities and Fine Arts						
	Older Adults					
	Annual % Change					
Total		6.8	11.0	14.6	13.6	10.5
	Annual % Change		63%	32%	-7%	-23%

Source: PeopleSoft LAC_SRC_SECTION_LISTING_INSTR query; LACCD Class Info and Grade Distribution file

Figure 4. 3 Non-Credit WSCH by Discipline, Fall Terms 2019-2023

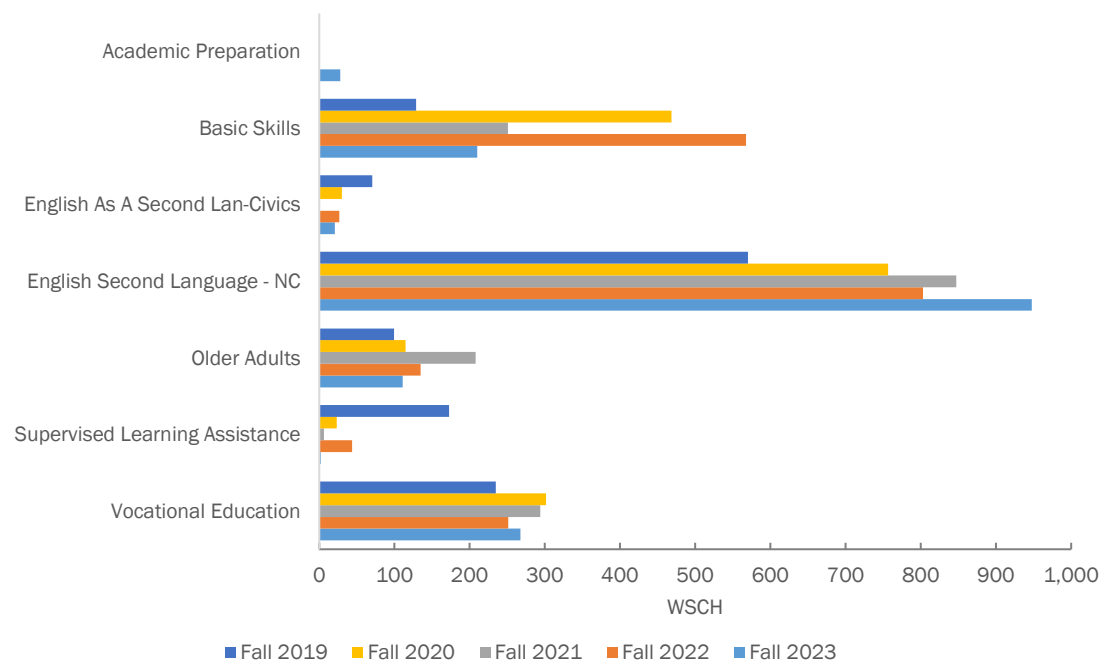


Table 4. 4 Non-Credit WSCH by Division, Fall Terms 2019-2023

Non-Credit		Weekly Student Contact Hours (WSCH)				
Division	Discipline	Fall 2019	Fall 2020	Fall 2021	Fall 2022	Fall 2023
Academic Affairs Office						
	English As A Second Lan-Civics <i>Annual % Change</i>	35.1				
	English Second Language - NC <i>Annual % Change</i>	422.7				
	Supervised Learning Assistance <i>Annual % Change</i>		23.4	6.3 -73%	43.6 592%	1.7 -96%
	Vocational Education <i>Annual % Change</i>					32.2
Communications						
	Basic Skills <i>Annual % Change</i>	6.0	45.0 650%	22.8 -49%	156.0 584%	
	English Second Language - NC <i>Annual % Change</i>	147.6	756.6 413%	847.2 12%	802.9 -5%	947.5 18%

Non-Credit		Weekly Student Contact Hours (WSCH)				
Division	Discipline	Fall 2019	Fall 2020	Fall 2021	Fall 2022	Fall 2023
Community Services						
	Academic Preparation <i>Annual % Change</i>					28.0
	Basic Skills <i>Annual % Change</i>	122.7	423.6 245%	228.3 -46%	411.4 80%	209.9 -49%
	English As A Second Lan-Civics <i>Annual % Change</i>	35.4	30.0		26.7	20.8
	Vocational Education <i>Annual % Change</i>	234.6	301.5	293.7	251.2	235.3
Counseling Academic Personal Development						
	Supervised Learning Assistance <i>Annual % Change</i>	172.5				
Humanities and Fine Arts						
	Older Adults <i>Annual % Change</i>	99.3	114.9 16%	207.9 81%	134.7 -35%	111.1 -18%
Total		1,275.9	1,695.0	1,606.2	1,826.4	1,586.6
<i>Annual % Change</i>			33%	-5%	14%	-13%

Source: PeopleSoft LAC_SRC_SECTION_LISTING_INSTR query; LACCD Class Info and Grade Distribution file

Figure 4. 4 Non-Credit WSCH and WSCH per FTEF, Fall Terms 2019-2023

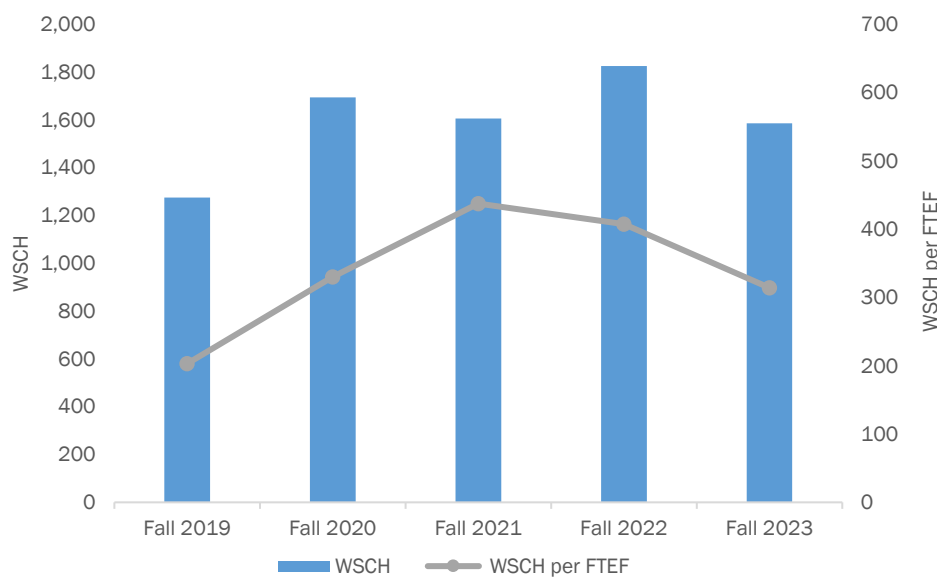


Table 4. 5 Non-Credit WSCH per FTEF by Division, Fall Terms 2019-2023

Non-Credit		WSCH per FTEF				
Division	Discipline	Fall 2019	Fall 2020	Fall 2021	Fall 2022	Fall 2023
Academic Affairs Office						
	English As A Second Lan-Civics <i>Annual % Change</i>	146.3				
	English Second Language - NC <i>Annual % Change</i>	195.7				

Non-Credit		WSCH per FTEF				
Division	Discipline	Fall 2019	Fall 2020	Fall 2021	Fall 2022	Fall 2023
	Supervised Learning Assistance <i>Annual % Change</i>				1,045.0	
	Vocational Education <i>Annual % Change</i>					386.9
Communications						
	Basic Skills <i>Annual % Change</i>	100.0	250.0 150%	380.0 52%	1,248.0 228%	
	English Second Language - NC <i>Annual % Change</i>	175.7	307.6 75%	407.3 32%	338.0 -17%	379.0 12%
Community Services						
	Academic Preparation <i>Annual % Change</i>					82.2
	Basic Skills <i>Annual % Change</i>	95.9	323.4 237%	356.7 10%	411.4 15%	186.6 -55%
	English As A Second Lan-Civics <i>Annual % Change</i>	147.5	115.4		213.9	166.2
	Vocational Education <i>Annual % Change</i>	160.7	327.7	330.0	309.1	268.9
Counseling Academic Personal Development						
	Supervised Learning Assistance <i>Annual % Change</i>					
Humanities and Fine Arts						
	Older Adults <i>Annual % Change</i>					
Total		203.2	330.4	437.7	407.8	314.2
<i>Annual % Change</i>			63%	32%	-7%	-23%

Source: PeopleSoft LAC_SRC_SECTION_LISTING_INSTR query; LACCD Class Info and Grade Distribution file