

Communications Division

Figure 4. 1 Communications Division FTES, Fall Terms 2019-2023

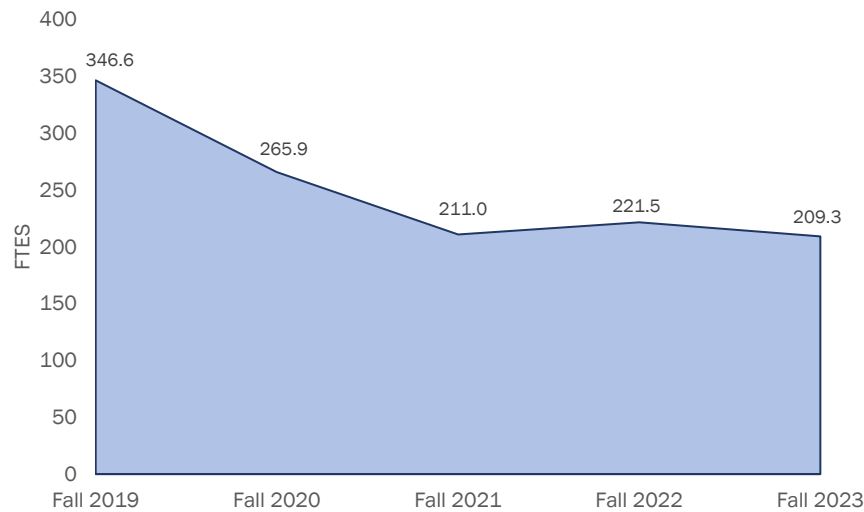


Table 4. 1 Communications Division FTES by Discipline, Fall Terms 2019-2023

Communications	Full-Time Equivalent Student (FTES)				
	Fall 2019	Fall 2020	Fall 2021	Fall 2022	Fall 2023
Developmental Communications	4.6	0.0	0.0	0.0	0.0
Annual % Change		-100%			
English	270.3	188.6	158.1	176.9	164.4
Annual % Change		-30%	-16%	12%	-7%
English As A Second Language	1.8	0.9	0.0	0.0	0.0
Annual % Change		-49%	-100%		
French	9.9	11.5	5.3	6.4	4.7
Annual % Change		16%	-53%	19%	-27%
Japanese	2.3	3.5	3.9	2.5	1.6
Annual % Change		54%	10%	-36%	-36%
Journalism	6.5	7.6	4.8	4.5	3.6
Annual % Change		17%	-38%	-5%	-21%
Public Relations	1.6	0.9	1.0	0.0	0.0
Annual % Change		-47%	18%	-100%	
Spanish	48.0	52.0	37.0	31.3	35.0
Annual % Change		8%	-29%	-15%	12%
Division Total	346.6	265.9	211.0	221.5	209.3
Annual % Change		-23%	-21%	5%	-6%

Source: PeopleSoft LAC_SRC_SECTION_LISTING_INSTR query; LACCD Class Info and Grade Distribution file

Table 4. 2 Communications Division FTEF by Discipline, Fall Terms 2019-2023

Communications	Full-Time Equivalent Faculty (FTEF)				
	Fall 2019	Fall 2020	Fall 2021	Fall 2022	Fall 2023
Developmental Communications <i>Annual % Change</i>	0.8	0.0	0.0	0.0	0.0
English <i>Annual % Change</i>	18.9	17.2	14.0	15.1	14.3
English As A Second Language <i>Annual % Change</i>	0.3	0.7	0.0	0.0	0.0
French <i>Annual % Change</i>	1.3	1.3	1.0	1.2	0.7
Japanese <i>Annual % Change</i>	0.3	0.3	0.3	0.3	0.3
Journalism <i>Annual % Change</i>	0.9	0.9	0.9	0.7	0.4
Public Relations <i>Annual % Change</i>	0.2	0.2	0.2	0.0	0.0
Spanish <i>Annual % Change</i>	3.6	3.6	3.0	3.0	2.7
Division Total <i>Annual % Change</i>	26.6	23.8	20.1	20.3	18.4

Source: PeopleSoft LAC_SRC_SECTION_LISTING_INSTR query; LACCD Class Info and Grade Distribution file

Figure 4. 2 Communications Division FTES and FTES per FTEF, Fall Terms 2019-2023

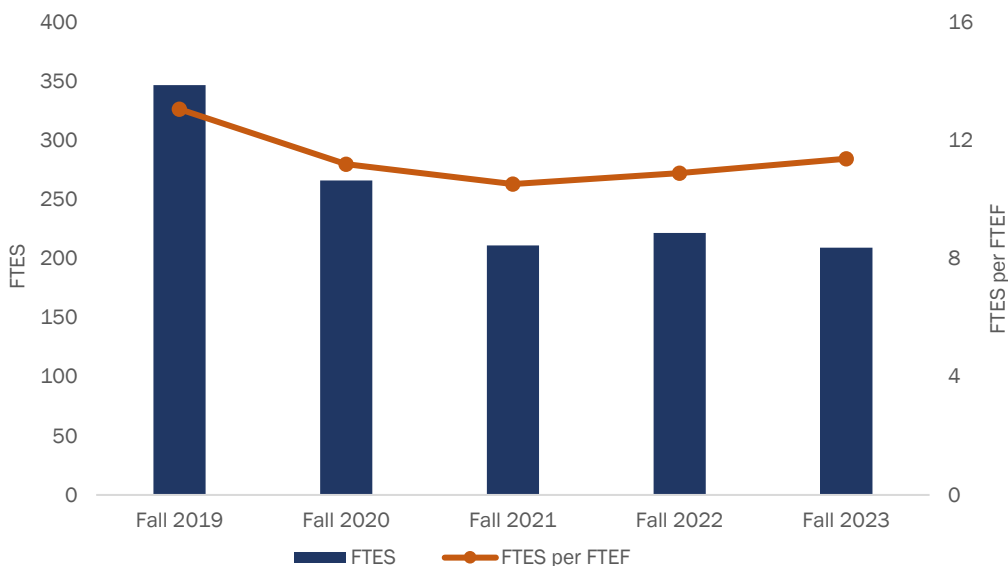


Table 4. 3 Communications Division FTES by FTEF by Discipline, Fall Terms 2019-2023

Communications	Full-Time Equivalent Student per Full-Time Equivalent Faculty				
	Fall 2019	Fall 2020	Fall 2021	Fall 2022	Fall 2023
Developmental Communications <i>Annual % Change</i>	6.2				
English <i>Annual % Change</i>	14.3	11.0 -23%	11.3 3%	11.7 4%	11.5 -2%
English As A Second Language <i>Annual % Change</i>	6.8	7.3 6%	1.3 -82%		
French <i>Annual % Change</i>	7.5	8.7 16%	5.4 -38%	5.3 -2%	7.0 32%
Japanese <i>Annual % Change</i>	6.9	10.7 54%	11.7 10%	7.4 -37%	4.8 -36%
Journalism <i>Annual % Change</i>	7.5	8.8 17%	5.5 -38%	6.2 13%	9.0 46%
Public Relations <i>Annual % Change</i>	8.0	4.3 -47%	5.0 18%		
Spanish <i>Annual % Change</i>	13.2	14.3 8%	12.4 -13%	10.4 -16%	13.1 26%
Division Total <i>Annual % Change</i>	13.1	11.2 -14%	10.5 -6%	10.9 3%	11.4 4%

Source: PeopleSoft LAC_SRC_SECTION_LISTING_INSTR query; LACCD Class Info and Grade Distribution file

Figure 4. 3 Communications Division WSCH by Discipline, Fall Terms 2019-2023

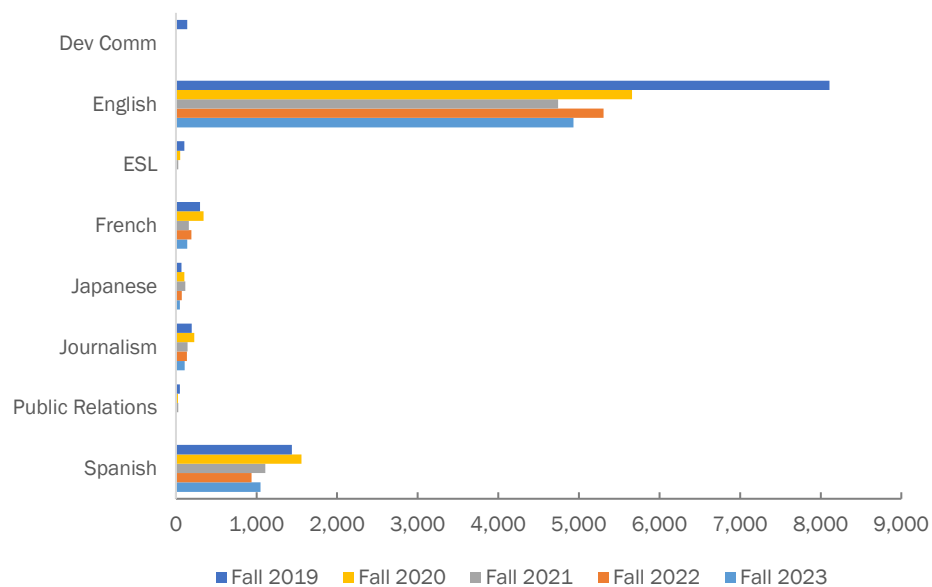


Table 4. 4 Communications Division WSCH by Discipline, Fall Terms 2019-2023

Communications	Weekly Student Contact Hours (WSCH)				
	Fall 2019	Fall 2020	Fall 2021	Fall 2022	Fall 2023
Developmental Communications	139.2	0.0	0.0	0.0	0.0
<i>Annual % Change</i>		-100%			
English	8,107.5	5,659.2	4,743.6	5,306.0	4,932.7
<i>Annual % Change</i>		-30%	-16%	12%	-7%
English As A Second Language	54.6	27.9	0.0	0.0	0.0
<i>Annual % Change</i>		-49%	-100%		
French	297.0	344.4	160.2	191.0	140.0
<i>Annual % Change</i>		16%	-53%	19%	-27%
Japanese	68.7	105.6	116.1	73.9	47.5
<i>Annual % Change</i>		54%	10%	-36%	-36%
Journalism	194.7	228.6	142.8	135.7	107.9
<i>Annual % Change</i>		17%	-38%	-5%	-21%
Public Relations	48.0	25.5	30.0	0.0	0.0
<i>Annual % Change</i>		-47%	18%	-100%	
Spanish	1,438.8	1,559.4	1,109.7	939.8	1,050.3
<i>Annual % Change</i>		8%	-29%	-15%	12%
Division Total	10,396.5	7,977.3	6,330.3	6,646.4	6,278.5
<i>Annual % Change</i>		-23%	-21%	5%	-6%

Source: PeopleSoft LAC_SRC_SECTION_LISTING_INSTR query; LACCD Class Info and Grade Distribution file

Figure 4. 4 Communications Division WSCH and WSCH per FTEF, Fall Terms 2019-2023

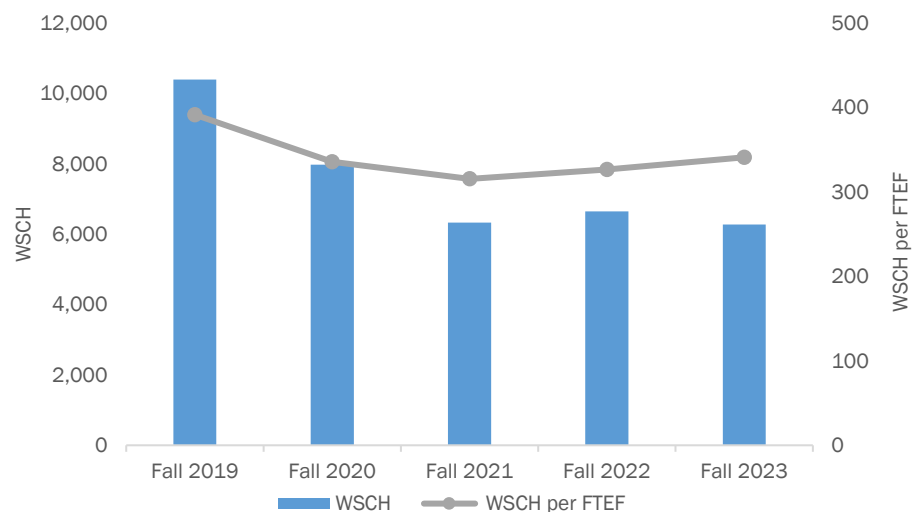


Table 4. 5 Communications Division WSCH by FTEF by Discipline, Fall Terms 2019-2023

Communications	WSCH per FTEF				
	Fall 2019	Fall 2020	Fall 2021	Fall 2022	Fall 2023
Developmental Communications <i>Annual % Change</i>	185.6				
English <i>Annual % Change</i>	428.1	330.0 -23%	339.1 3%	351.8 4%	344.1 -2%
English As A Second Language <i>Annual % Change</i>	205.2	218.4 6%	39.9 -82%		
French <i>Annual % Change</i>	225.0	260.9 16%	161.8 -38%	159.2 -2%	210.0 32%
Japanese <i>Annual % Change</i>	208.2	320.0 54%	351.8 10%	221.8 -37%	142.6 -36%
Journalism <i>Annual % Change</i>	223.8	262.8 17%	164.1 -38%	185.1 13%	269.7 46%
Public Relations <i>Annual % Change</i>	240.0	127.5 -47%	150.0 18%		
Spanish <i>Annual % Change</i>	395.3	428.4 8%	372.4 -13%	313.3 -16%	393.9 26%
Division Total <i>Annual % Change</i>	391.6	335.7 -14%	315.6 -6%	326.6 3%	341.2 4%

Source: PeopleSoft LAC_SRC_SECTION_LISTING_INSTR query; LACCD Class Info and Grade Distribution file