

Academic Affairs Division

Figure 4. 1 Academic Affairs Division FTES, Fall Terms 2019-2023

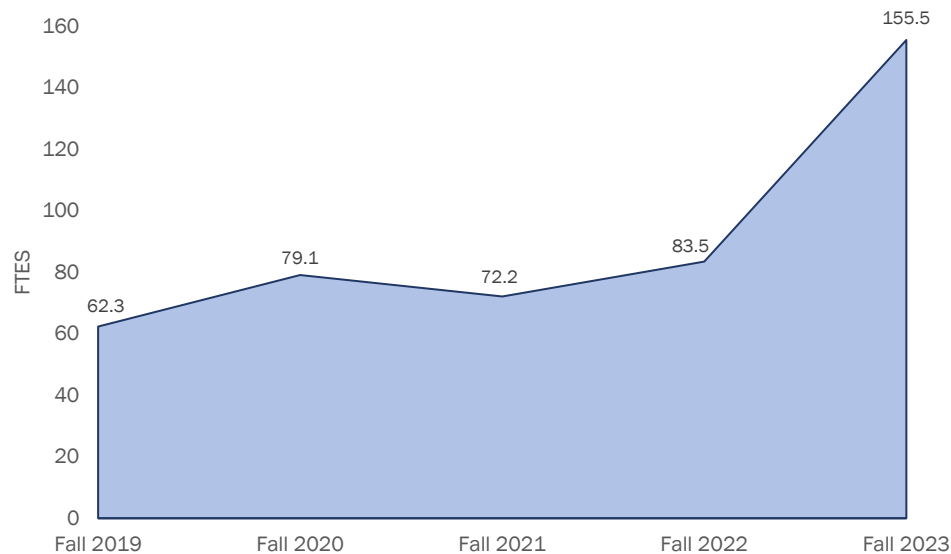


Table 4. 1 Academic Affairs Division FTES by Discipline, Fall Terms 2019-2023

Academic Affairs Office	Full-Time Equivalent Student (FTES)				
	Fall 2019	Fall 2020	Fall 2021	Fall 2022	Fall 2023
Art		2.8		2.3	
Annual % Change					
Business					8.2
Annual % Change					
Chemistry			5.4		
Annual % Change					
Child Development	3.9	7.8	6.1	4.3	3.3
Annual % Change		103%	-22%	-30%	-22%
Communication Studies	7.9	6.8		12.5	19.6
Annual % Change		-14%			57%
Computer Information Systems				4.8	
Annual % Change					
Counseling	5.7	5.3	2.4	3.6	14.8
Annual % Change		-7%	-54%	48%	312%
Economics		3.0			1.9
Annual % Change					
English	2.5	1.2	8.6	11.6	26.3
Annual % Change		-50%	592%	36%	126%
Fire Technology					8.0
Annual % Change					
Health	9.9	10.9	1.4	8.2	14.8
Annual % Change		9%	-87%	488%	80%

Academic Affairs Office	Full-Time Equivalent Student (FTES)				
	Fall 2019	Fall 2020	Fall 2021	Fall 2022	Fall 2023
History <i>Annual % Change</i>					3.5
Kinesiology <i>Annual % Change</i>	4.8				
Library Science <i>Annual % Change</i>	1.0	4.4 336%	3.4 -22%	3.1 -10%	1.6 -48%
Mathematics <i>Annual % Change</i>			4.6		
Music <i>Annual % Change</i>	2.9	8.2 177%	9.2 13%	3.2 -65%	5.4 68%
Philosophy <i>Annual % Change</i>		2.0	0.8 -61%	1.8 130%	
Political Science <i>Annual % Change</i>	4.6	4.5 -2%	4.1 -9%	4.3 5%	8.3 93%
Psychology <i>Annual % Change</i>	11.0	5.8 -48%	9.8 70%	8.7 -11%	6.1 -30%
Sociology <i>Annual % Change</i>	2.8	3.6 31%	1.9 -47%	2.8 45%	8.7 214%
Spanish <i>Annual % Change</i>	2.9	11.7 296%	8.9 -24%	5.2 -41%	11.7 125%
Statistics <i>Annual % Change</i>					11.0
Theater <i>Annual % Change</i>	2.4	1.2 -50%	5.6 370%	7.1 28%	2.2 -69%
Division Total <i>Annual % Change</i>	62.3	79.1 27%	72.2 -9%	83.5 16%	155.5 86%

Source: PeopleSoft LAC_SRC_SECTION_LISTING_INSTR query; LACCD Class Info and Grade Distribution file

Table 4. 2 Academic Affairs Division FTEF by Discipline, Fall Terms 2019-2023

Academic Affairs Office	Full-Time Equivalent Faculty (FTEF)				
	Fall 2019	Fall 2020	Fall 2021	Fall 2022	Fall 2023
Art <i>Annual % Change</i>		0.3		0.3	
Business <i>Annual % Change</i>					0.6
Chemistry <i>Annual % Change</i>			0.4		
Child Development <i>Annual % Change</i>	0.2	0.4 100%	0.6 50%	0.2 -67%	0.2 0%
Communication Studies <i>Annual % Change</i>	0.4	0.4 0%		0.8	1.2 50%
Computer Information Systems <i>Annual % Change</i>				0.3	
Counseling <i>Annual % Change</i>	0.3	0.3 0%	0.1 -48%	0.3 91%	1.1 300%

Academic Affairs Office	Full-Time Equivalent Faculty (FTEF)				
	Fall 2019	Fall 2020	Fall 2021	Fall 2022	Fall 2023
Economics <i>Annual % Change</i>		0.2			0.2
English <i>Annual % Change</i>	0.3	0.3 0%	0.8 200%	1.0 33%	2.5 150%
Fire Technology <i>Annual % Change</i>					0.4
Health <i>Annual % Change</i>	0.6	0.6 0%	0.2 -67%	0.6 200%	0.8 33%
History <i>Annual % Change</i>					0.2
Kinesiology <i>Annual % Change</i>	0.1				
Library Science <i>Annual % Change</i>	0.1	0.2 200%	0.0 -100%	0.1	0.1 0%
Mathematics <i>Annual % Change</i>			0.4		
Music <i>Annual % Change</i>	0.2	0.4 100%	0.4 0%	0.2 -50%	0.4 100%
Philosophy <i>Annual % Change</i>		0.2	0.2 0%	0.2 0%	
Political Science <i>Annual % Change</i>	0.2	0.4 100%	0.6 50%	0.4 -33%	0.4 0%
Psychology <i>Annual % Change</i>	0.6	0.4 -33%	0.6 50%	0.6 0%	0.4 -33%
Sociology <i>Annual % Change</i>	0.2	0.2 0%	0.2 0%	0.2 0%	0.6 200%
Spanish <i>Annual % Change</i>	0.2	0.9 365%	0.6 -35%	0.4 -33%	0.9 133%
Statistics <i>Annual % Change</i>					0.7
Theater <i>Annual % Change</i>	0.2	0.2 0%	0.4 100%	0.4 0%	0.2 -50%
Division Total <i>Annual % Change</i>	3.5	5.3 52%	5.5 3%	5.9 8%	11.0 85%

Source: PeopleSoft LAC_SRC_SECTION_LISTING_INSTR query; LACCD Class Info and Grade Distribution file

Figure 4. 2 Academic Affairs Division FTES and FTES per FTEF, Fall Terms 2019-2023

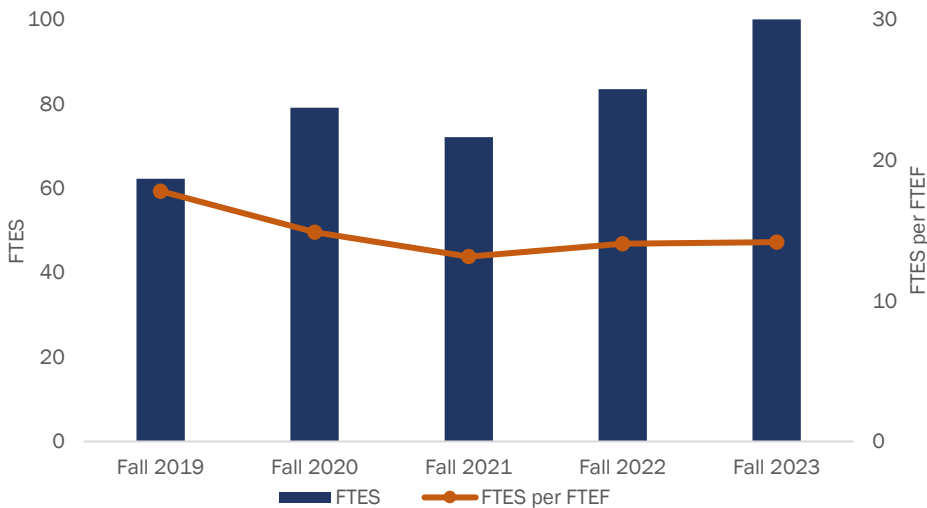


Table 4. 3 Academic Affairs Division FTES per FTEF by Discipline, Fall Terms 2019-2023

Academic Affairs Office	Full-Time Equivalent Student per Full-Time Equivalent Faculty				
	Fall 2019	Fall 2020	Fall 2021	Fall 2022	Fall 2023
Art		10.6		8.5	
Annual % Change					
Business					13.7
Annual % Change					
Chemistry			13.5		
Annual % Change					
Child Development	19.3	19.6	10.1	21.4	16.6
Annual % Change		2%	-48%	111%	-22%
Communication Studies	19.8	17.1		15.6	16.4
Annual % Change		-14%			5%
Computer Information Systems				17.9	
Annual % Change					
Counseling	20.9	19.6	17.4	13.5	13.9
Annual % Change		-7%	-11%	-23%	3%
Economics		15.0			9.6
Annual % Change					
English	10.0	5.0	11.4	11.6	10.5
Annual % Change		-50%	131%	2%	-10%
Fire Technology					20.1
Annual % Change					
Health	16.5	18.1	7.0	13.7	18.5
Annual % Change		9%	-61%	96%	35%
History					17.6
Annual % Change					
Kinesiology	44.0				
Annual % Change					
Library Science	14.4	21.0		23.2	12.0
Annual % Change		45%			-48%

Academic Affairs Office	Full-Time Equivalent Student per Full-Time Equivalent Faculty				
	Fall 2019	Fall 2020	Fall 2021	Fall 2022	Fall 2023
Mathematics <i>Annual % Change</i>			11.5		
Music <i>Annual % Change</i>	14.7	20.4 39%	23.0 13%	16.0 -30%	13.4 -16%
Philosophy <i>Annual % Change</i>		10.2	4.0 -61%	9.1 130%	
Political Science <i>Annual % Change</i>	23.0	11.3 -51%	6.8 -39%	10.8 58%	20.8 93%
Psychology <i>Annual % Change</i>	18.4	14.4 -21%	16.4 13%	14.5 -11%	15.2 4%
Sociology <i>Annual % Change</i>	13.9	18.2 31%	9.6 -47%	13.9 45%	14.5 5%
Spanish <i>Annual % Change</i>	14.7	12.5 -15%	14.8 18%	13.1 -11%	12.6 -4%
Statistics <i>Annual % Change</i>					15.0
Theater <i>Annual % Change</i>	11.8	5.9 -50%	13.9 135%	17.7 28%	10.8 -39%
Division Total <i>Annual % Change</i>	17.8	14.9 -16%	13.1 -12%	14.1 7%	14.2 1%

Source: PeopleSoft LAC_SRC_SECTION_LISTING_INSTR query; LACCD Class Info and Grade Distribution file

Figure 4. 3 Academic Affairs Division WSCH by Discipline, Fall Terms 2019-2023

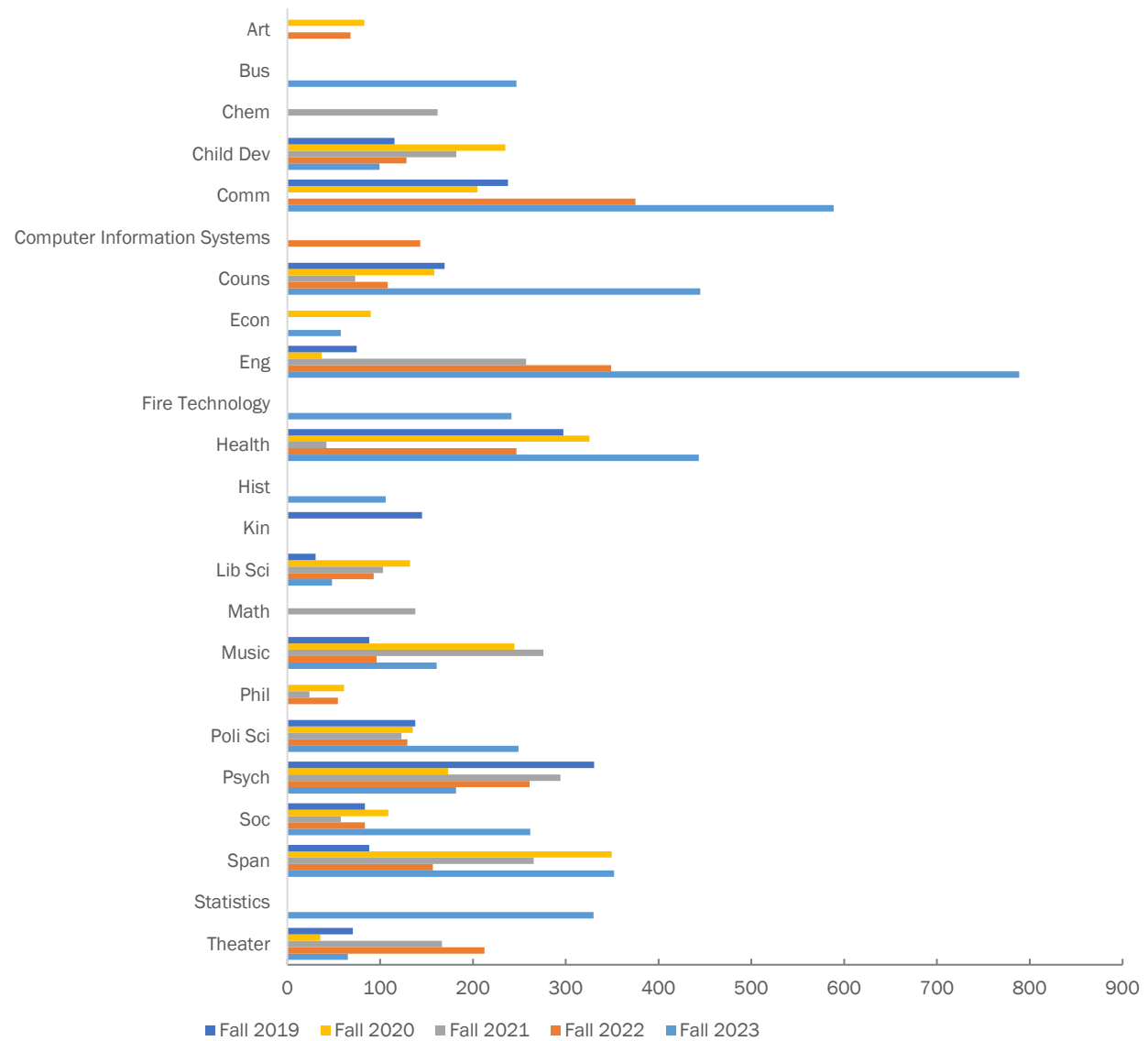


Figure 4. 4 Academic Affairs Division WSCH and WSCH per FTEF, Fall Terms 2019-2023

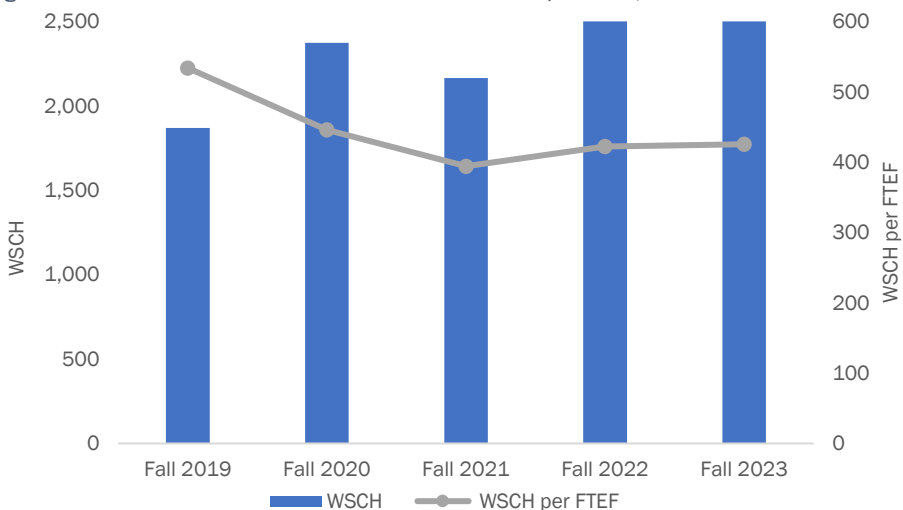


Figure 4. 5 Academic Affairs Division WSCH per FTEF by Discipline, Fall Terms 2019-2023

Academic Affairs Office	WSCH per FTEF				
	Fall 2019	Fall 2020	Fall 2021	Fall 2022	Fall 2023
Art		318.5		254.6	
Annual % Change					
Business					411.4
Annual % Change					
Chemistry			405.0		
Annual % Change					
Child Development	577.5	587.3	303.5	641.1	496.9
Annual % Change		2%	-48%	111%	-22%
Communication Studies	594.0	512.3		468.8	490.5
Annual % Change		-14%			5%
Computer Information Systems				536.7	
Annual % Change					
Counseling	627.8	586.7	522.9	405.0	417.1
Annual % Change		-7%	-11%	-23%	3%
Economics		448.5			288.5
Annual % Change					
English	298.8	148.8	343.2	348.9	315.5
Annual % Change		-50%	131%	2%	-10%
Fire Technology					603.4
Annual % Change					
Health	495.5	542.5	210.0	411.4	554.2
Annual % Change		9%	-61%	96%	35%
History					528.9
Annual % Change					
Kinesiology	1,320.0				
Annual % Change					
Library Science	432.9	628.6		697.2	359.8
Annual % Change		45%			-48%

Academic Affairs Office	WSCH per FTEF				
	Fall 2019	Fall 2020	Fall 2021	Fall 2022	Fall 2023
Mathematics <i>Annual % Change</i>			345.0		
Music <i>Annual % Change</i>	441.0	611.3 39%	690.0 13%	480.0 -30%	402.2 -16%
Philosophy <i>Annual % Change</i>		306.0	118.5 -61%	272.5 130%	
Political Science <i>Annual % Change</i>	688.5	337.5 -51%	205.0 -39%	323.2 58%	622.5 93%
Psychology <i>Annual % Change</i>	551.0	432.8 -21%	490.5 13%	435.0 -11%	454.5 4%
Sociology <i>Annual % Change</i>	417.0	544.5 31%	288.0 -47%	416.7 45%	436.3 5%
Spanish <i>Annual % Change</i>	441.0	375.8 -15%	442.5 18%	391.8 -11%	377.2 -4%
Statistics <i>Annual % Change</i>					449.9
Theater <i>Annual % Change</i>	352.5	177.0 -50%	416.3 135%	530.9 28%	325.3 -39%
Division Total <i>Annual % Change</i>	533.9	446.1 -16%	394.3 -12%	422.1 7%	425.4 1%

Source: PeopleSoft LAC_SRC_SECTION_LISTING_INSTR query; LACCD Class Info and Grade Distribution file