

Non-Credit Courses

Figure 4. 1 Non-Credit FTES, Fall Terms 2018-2022

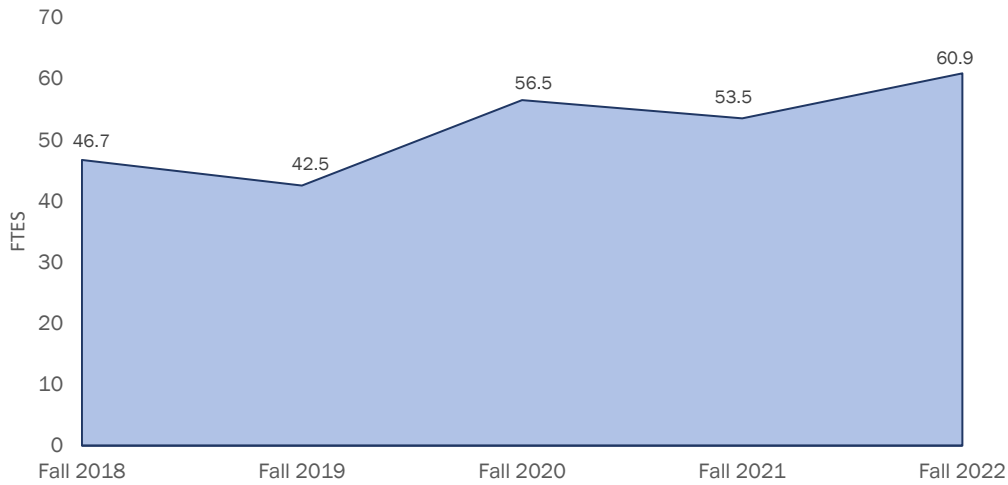


Table 4. 1 Non-Credit FTES by Discipline, Fall Terms 2018-2022

Non-Credit	Full-Time Equivalent Student (FTES)				
	Fall 2018	Fall 2019	Fall 2020	Fall 2021	Fall 2022
English As A Second Lan-Civics <i>Annual % Change</i>		1.2			
English Second Language - NC <i>Annual % Change</i>		14.1			
Supervised Learning Assistance <i>Annual % Change</i>	0.0		0.8	0.2	1.5
Basic Skills <i>Annual % Change</i>	5.7	0.2	1.5	0.8	5.2
English Second Language - NC <i>Annual % Change</i>	17.3	4.9	25.2	28.2	26.8
Basic Skills <i>Annual % Change</i>	12.9	4.1	14.1	7.6	13.7
English As A Second Lan-Civics <i>Annual % Change</i>	0.0	1.2	1.0		0.9
Vocational Education <i>Annual % Change</i>	8.1	7.8	10.1	9.8	8.4
Supervised Learning Assistance <i>Annual % Change</i>	0.0	5.8			
Older Adults <i>Annual % Change</i>	2.7	3.3	3.8	6.9	4.5
Total <i>Annual % Change</i>	46.7	42.5	56.5	53.5	60.9

Source: PS LAC_SRC_SECTION_LISTING_INSTR query; LACCD Class Info and Grade Distribution file

Table 4. 2 Non-Credit FTEF by Discipline, Fall Terms 2018-2022

Non-Credit	Full-Time Equivalent Faculty (FTEF)				
	Fall 2018	Fall 2019	Fall 2020	Fall 2021	Fall 2022
English As A Second Lan-Civics <i>Annual % Change</i>		0.2			
English Second Language - NC <i>Annual % Change</i>		2.2			
Supervised Learning Assistance <i>Annual % Change</i>	0.0		0.0	0.0	0.0
Basic Skills <i>Annual % Change</i>	0.0	0.1 50%	0.2 200%	0.1 -67%	0.1 108%
English Second Language - NC <i>Annual % Change</i>	2.4	0.8 -65%	2.5 193%	2.1 -15%	2.4 14%
Basic Skills <i>Annual % Change</i>	1.4	1.3 -9%	1.3 2%	0.6 -51%	1.0 56%
English As A Second Lan-Civics <i>Annual % Change</i>	0.2	0.2 0%	0.3 8%		0.1
Vocational Education <i>Annual % Change</i>	0.6	1.5 143%	0.9 -37%	0.9 -3%	0.8 -9%
Supervised Learning Assistance <i>Annual % Change</i>	0.0	0.0			
Older Adults <i>Annual % Change</i>	0.0	0.0	0.0	0.0	0.0
Total <i>Annual % Change</i>	4.7	6.3 34%	5.1 -18%	3.7 -28%	4.5 22%

Source: PS LAC_SRC_SECTION_LISTING_INSTR query; LACCD Class Info and Grade Distribution file

Figure 4. 2 Non-Credit FTES and FTES per FTEF, Fall Terms 2018-2022

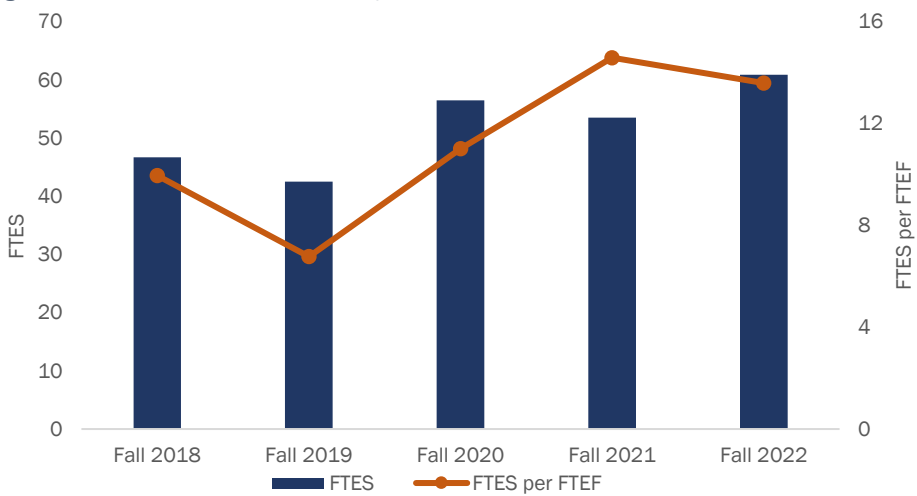


Table 4. 3 Non-Credit FTES per FTEF by Discipline, Fall Terms 2018-2022

Non-Credit	Full-Time Equivalent Student per Full-Time Equivalent Faculty				
	Fall 2018	Fall 2019	Fall 2020	Fall 2021	Fall 2022
English As A Second Lan-Civics <i>Annual % Change</i>		4.9			
English Second Language - NC <i>Annual % Change</i>		6.5			
Supervised Learning Assistance <i>Annual % Change</i>					34.8
Basic Skills <i>Annual % Change</i>	141.3	3.3	8.3	12.7	41.6
English Second Language - NC <i>Annual % Change</i>	7.2	5.9	10.3	13.6	11.3
Basic Skills <i>Annual % Change</i>	9.2	3.2	10.8	11.9	13.7
English As A Second Lan-Civics <i>Annual % Change</i>	0.0	4.9	3.8		7.1
Vocational Education <i>Annual % Change</i>	13.5	5.4	10.9	11.0	10.3
Supervised Learning Assistance <i>Annual % Change</i>					
Older Adults <i>Annual % Change</i>					
Total <i>Annual % Change</i>	10.0	6.8	11.0	14.6	13.6

Source: PS LAC_SRC_SECTION_LISTING_INSTR query; LACCD Class Info and Grade Distribution file

Figure 4. 3 Non-Credit WSCH by Discipline, Fall Terms 2018-2022

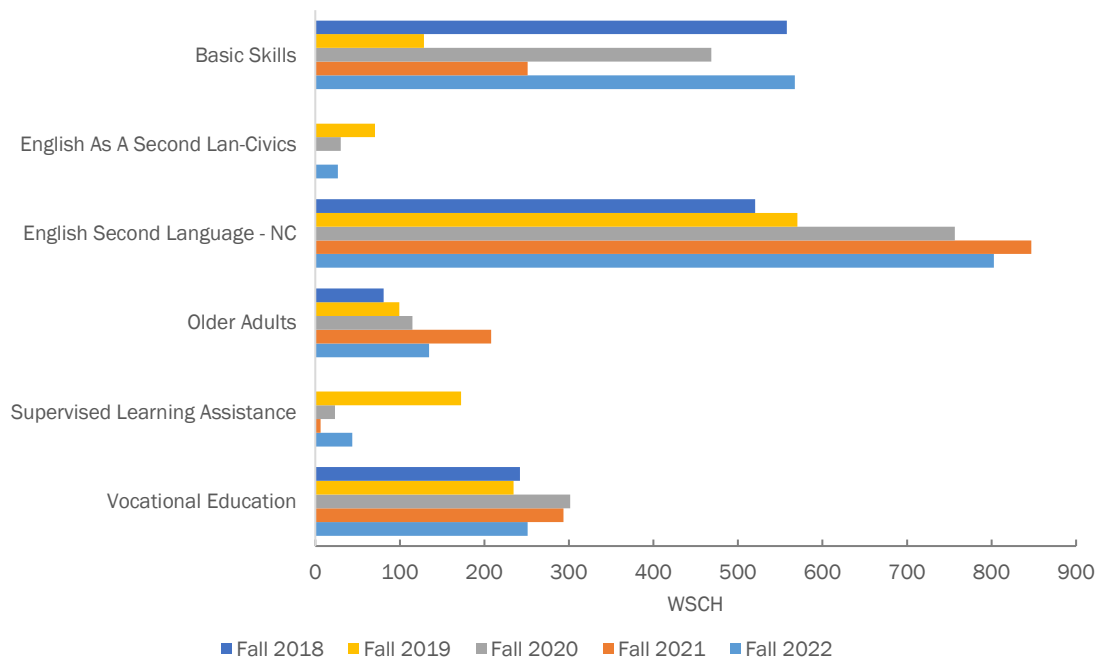


Table 4. 4 Non-Credit WSCH by Discipline, Fall Terms 2018-2022

Non-Credit	Weekly Student Contact Hours (WSCH)				
	Fall 2018	Fall 2019	Fall 2020	Fall 2021	Fall 2022
English As A Second Lan-Civics <i>Annual % Change</i>		35.1			
English Second Language - NC <i>Annual % Change</i>		422.7			
Supervised Learning Assistance <i>Annual % Change</i>	0.0		23.4	6.3 -73%	43.6 592%
Basic Skills <i>Annual % Change</i>	169.5	6.0 -96%	45.0 650%	22.8 -49%	156.0 584%
English Second Language - NC <i>Annual % Change</i>	520.2	147.6 -72%	756.6 413%	847.2 12%	802.9 -5%
Basic Skills <i>Annual % Change</i>	388.2	122.7 -68%	423.6 245%	228.3 -46%	411.4 80%
English As A Second Lan-Civics <i>Annual % Change</i>	0.0	35.4	30.0 -15%		26.7
Vocational Education <i>Annual % Change</i>	242.1	234.6 -3%	301.5 29%	293.7 -3%	251.2 -14%
Supervised Learning Assistance <i>Annual % Change</i>	0.0	172.5			
Older Adults <i>Annual % Change</i>	81.0	99.3 23%	114.9 16%	207.9 81%	134.7 -35%
Total <i>Annual % Change</i>	1,401.0	1,275.9 -9%	1,695.0 33%	1,606.2 -5%	1,826.4 14%

Source: PS LAC_SRC_SECTION_LISTING_INSTR query; LACCD Class Info and Grade Distribution file

Figure 4. 4 Non-Credit WSCH and WSCH per FTEF, Fall Terms 2018-2022

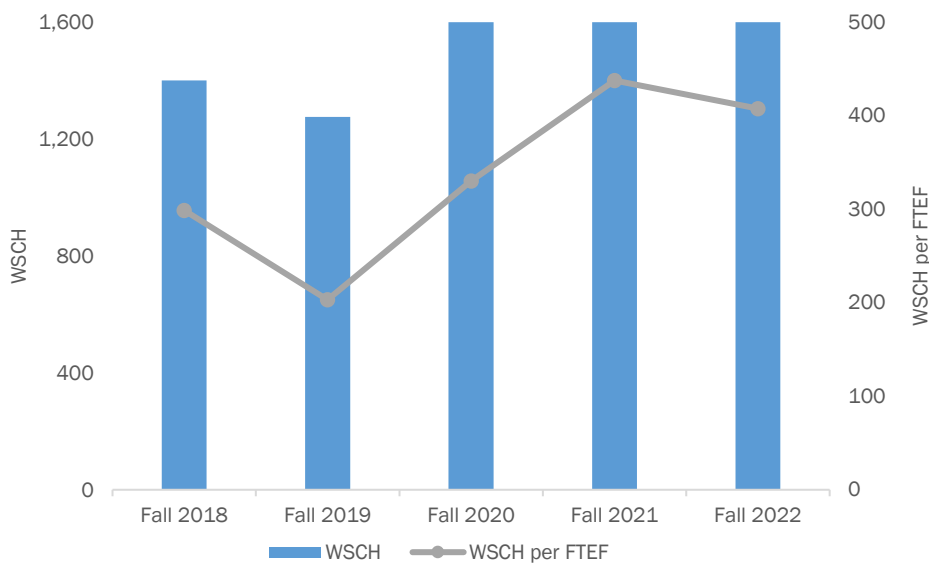


Table 4. 5 Non-Credit WSCH per FTEF by Discipline, Fall Terms 2018-2022

Non-Credit	WSCH per FTEF				
	Fall 2018	Fall 2019	Fall 2020	Fall 2021	Fall 2022
English As A Second Lan-Civics <i>Annual % Change</i>		146.3			
English Second Language - NC <i>Annual % Change</i>		195.7			
Supervised Learning Assistance <i>Annual % Change</i>					1,045.0
Basic Skills <i>Annual % Change</i>	4,237.5	100.0	250.0	380.0	1,248.0
		-98%	150%	52%	228%
English Second Language - NC <i>Annual % Change</i>	216.8	175.7	307.6	407.3	338.0
		-19%	75%	32%	-17%
Basic Skills <i>Annual % Change</i>	275.3	95.9	323.4	356.7	411.4
		-65%	237%	10%	15%
English As A Second Lan-Civics <i>Annual % Change</i>	0.0	147.5	115.4		213.9
			-22%		
Vocational Education <i>Annual % Change</i>	403.5	160.7	327.7	330.0	309.1
		-60%	104%	1%	-6%
Supervised Learning Assistance <i>Annual % Change</i>					
Older Adults <i>Annual % Change</i>					
Total <i>Annual % Change</i>	298.7	203.2	330.4	437.7	407.8
		-32%	63%	32%	-7%

Source: PS LAC_SRC_SECTION_LISTING_INSTR query; LACCD Class Info and Grade Distribution file