

**Academic Affairs Division**

Figure 4. 1 Academic Affairs Division FTES, Fall Terms 2018-2022

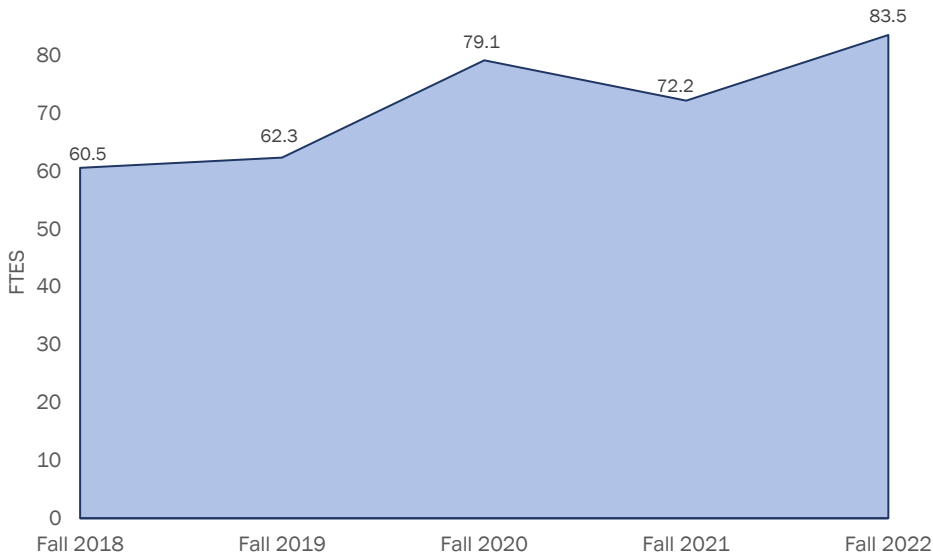


Table 4. 1 Academic Affairs Division FTES by Discipline, Fall Terms 2018-2022

Academic Affairs Office	Full-Time Equivalent Student (FTES)				
	Fall 2018	Fall 2019	Fall 2020	Fall 2021	Fall 2022
Art			2.8		2.3
<i>Annual % Change</i>					
Chemistry				5.4	
<i>Annual % Change</i>					
Child Development	1.8	3.9	7.8	6.1	4.3
<i>Annual % Change</i>		112%	103%	-22%	-30%
Communication Studies		7.9	6.8		12.5
<i>Annual % Change</i>			-14%		
Computer Information Systems					4.8
<i>Annual % Change</i>					
Counseling	1.9	5.7	5.3	2.4	3.6
<i>Annual % Change</i>		191%	-7%	-54%	48%
Economics			3.0		
<i>Annual % Change</i>					
English	0.7	2.5	1.2	8.6	11.6
<i>Annual % Change</i>		236%	-50%	592%	36%
Health	6.4	9.9	10.9	1.4	8.2
<i>Annual % Change</i>		55%	9%	-87%	488%
History	4.1				
<i>Annual % Change</i>					
Kinesiology		4.8			
<i>Annual % Change</i>					
Learning Foundation	11.1				
<i>Annual % Change</i>					
Learning Skills	2.4				
<i>Annual % Change</i>					

Academic Affairs Office	Full-Time Equivalent Student (FTES)				
	Fall 2018	Fall 2019	Fall 2020	Fall 2021	Fall 2022
Library Science <i>Annual % Change</i>	1.0	1.0	4.4	3.4	3.1
		1%	336%	-22%	-10%
Mathematics <i>Annual % Change</i>				4.6	
Music <i>Annual % Change</i>		2.9	8.2	9.2	3.2
			177%	13%	-65%
Philosophy <i>Annual % Change</i>			2.0	0.8	1.8
				-61%	130%
Political Science <i>Annual % Change</i>	8.6	4.6	4.5	4.1	4.3
		-47%	-2%	-9%	5%
Psychology <i>Annual % Change</i>	15.6	11.0	5.8	9.8	8.7
		-29%	-48%	70%	-11%
Sociology <i>Annual % Change</i>	3.4	2.8	3.6	1.9	2.8
		-19%	31%	-47%	45%
Spanish <i>Annual % Change</i>	3.5	2.9	11.7	8.9	5.2
		-16%	296%	-24%	-41%
Theater <i>Annual % Change</i>		2.4	1.2	5.6	7.1
			-50%	370%	28%
<b>Division Total</b> <i>Annual % Change</i>	<b>60.5</b>	<b>62.3</b>	<b>79.1</b>	<b>72.2</b>	<b>83.5</b>
		<b>3%</b>	<b>27%</b>	<b>-9%</b>	<b>16%</b>

Source: PS LAC\_SRC\_SECTION\_LISTING\_INSTR query; LACCD Class Info and Grade Distribution file

Table 4. 2 Academic Affairs Division FTEF by Discipline, Fall Terms 2018-2022

Academic Affairs Office	Full-Time Equivalent Faculty (FTEF)				
	Fall 2018	Fall 2019	Fall 2020	Fall 2021	Fall 2022
Art <i>Annual % Change</i>			0.3		0.3
Chemistry <i>Annual % Change</i>				0.4	
Child Development <i>Annual % Change</i>	0.2	0.2	0.4	0.6	0.2
		0%	100%	50%	-67%
Communication Studies <i>Annual % Change</i>		0.4	0.4		0.8
			0%		
Computer Information Systems <i>Annual % Change</i>					0.3
Counseling <i>Annual % Change</i>	0.1	0.3	0.3	0.1	0.3
		93%	0%	-48%	91%
Economics <i>Annual % Change</i>			0.2		
English <i>Annual % Change</i>	0.3	0.3	0.3	0.8	1.0
		0%	0%	200%	33%
Health <i>Annual % Change</i>	0.6	0.6	0.6	0.2	0.6
		0%	0%	-67%	200%

Academic Affairs Office	Full-Time Equivalent Faculty (FTEF)				
	Fall 2018	Fall 2019	Fall 2020	Fall 2021	Fall 2022
History <i>Annual % Change</i>	0.2				
Kinesiology <i>Annual % Change</i>		0.1			
Learning Foundation <i>Annual % Change</i>	0.5				
Learning Skills <i>Annual % Change</i>	0.1				
Library Science <i>Annual % Change</i>	0.1	0.1	0.2	0.0	0.1
Mathematics <i>Annual % Change</i>				0.4	
Music <i>Annual % Change</i>		0.2	0.4	0.4	0.2
Philosophy <i>Annual % Change</i>			0.2	0.2	0.2
Political Science <i>Annual % Change</i>	0.4	0.2	0.4	0.6	0.4
Psychology <i>Annual % Change</i>	0.8	0.6	0.4	0.6	0.6
Sociology <i>Annual % Change</i>	0.2	0.2	0.2	0.2	0.2
Spanish <i>Annual % Change</i>	0.2	0.2	0.9	0.6	0.4
Theater <i>Annual % Change</i>		0.2	0.2	0.4	0.4
<b>Division Total</b> <i>Annual % Change</i>	<b>3.6</b>	<b>3.5</b>	<b>5.3</b>	<b>5.5</b>	<b>5.9</b>
		<b>-3%</b>	<b>52%</b>	<b>3%</b>	<b>8%</b>

Source: PS LAC\_SRC\_SECTION\_LISTING\_INSTR query; LACCD Class Info and Grade Distribution file

Figure 4. 2 Academic Affairs Division FTES and FTES per FTEF, Fall Terms 2018-2022

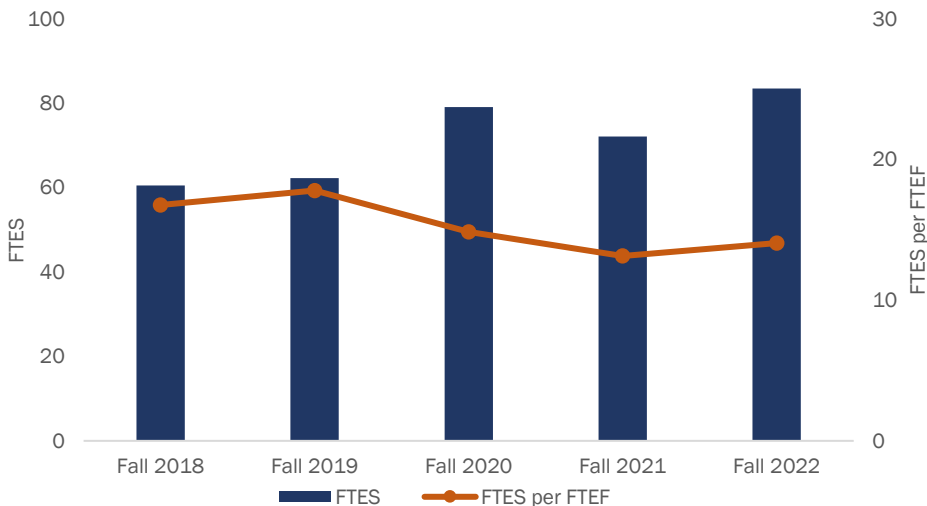


Table 4. 3 Academic Affairs Division FTEF per FTEF by Discipline, Fall Terms 2018-2022

Academic Affairs Office	Full-Time Equivalent Student per Full-Time Equivalent Faculty				
	Fall 2018	Fall 2019	Fall 2020	Fall 2021	Fall 2022
Art			10.6		8.5
<i>Annual % Change</i>					
Chemistry				13.5	
<i>Annual % Change</i>					
Child Development	9.1	19.3	19.6	10.1	21.4
<i>Annual % Change</i>		112%	2%	-48%	111%
Communication Studies		19.8	17.1		15.6
<i>Annual % Change</i>			-14%		
Computer Information Systems					17.9
<i>Annual % Change</i>					
Counseling	13.9	20.9	19.6	17.4	13.5
<i>Annual % Change</i>		51%	-7%	-11%	-23%
Economics			15.0		
<i>Annual % Change</i>					
English	3.0	10.0	5.0	11.4	11.6
<i>Annual % Change</i>		236%	-50%	131%	2%
Health	10.7	16.5	18.1	7.0	13.7
<i>Annual % Change</i>		55%	9%	-61%	96%
History	20.3				
<i>Annual % Change</i>					
Kinesiology		44.0			
<i>Annual % Change</i>					
Learning Foundation	23.2				
<i>Annual % Change</i>					
Learning Skills	33.6				
<i>Annual % Change</i>					
Library Science	14.3	14.4	21.0		23.2
<i>Annual % Change</i>		1%	45%		
Mathematics				11.5	
<i>Annual % Change</i>					
Music		14.7	20.4	23.0	16.0
<i>Annual % Change</i>			39%	13%	-30%
Philosophy			10.2	4.0	9.1
<i>Annual % Change</i>				-61%	130%
Political Science	21.5	23.0	11.3	6.8	10.8
<i>Annual % Change</i>		7%	-51%	-39%	58%
Psychology	19.5	18.4	14.4	16.4	14.5
<i>Annual % Change</i>		-6%	-21%	13%	-11%
Sociology	17.1	13.9	18.2	9.6	13.9
<i>Annual % Change</i>		-19%	31%	-47%	45%
Spanish	17.6	14.7	12.5	14.8	13.1
<i>Annual % Change</i>		-16%	-15%	18%	-11%
Theater		11.8	5.9	13.9	17.7
<i>Annual % Change</i>			-50%	135%	28%
<b>Division Total</b>	<b>16.8</b>	<b>17.8</b>	<b>14.9</b>	<b>13.1</b>	<b>14.1</b>
<i>Annual % Change</i>		<b>6%</b>	<b>-16%</b>	<b>-12%</b>	<b>7%</b>

Source: PS LAC\_SRC\_SECTION\_LISTING\_INSTR query; LACCD Class Info and Grade Distribution file

Table 4. 4 Academic Affairs Division WSCH by Discipline, Fall Terms 2018-2022

Academic Affairs Office	Weekly Student Contact Hours (WSCH)				
	Fall 2018	Fall 2019	Fall 2020	Fall 2021	Fall 2022
Art			82.8		67.9
<i>Annual % Change</i>					
Chemistry				162.0	
<i>Annual % Change</i>					
Child Development	54.6	115.5	234.9	182.1	128.2
<i>Annual % Change</i>		112%	103%	-22%	-30%
Communication Studies		237.6	204.9		375.1
<i>Annual % Change</i>			-14%		
Computer Information Systems					143.1
<i>Annual % Change</i>					
Counseling	58.2	169.5	158.4	73.2	108.1
<i>Annual % Change</i>		191%	-7%	-54%	48%
Economics			89.7		
<i>Annual % Change</i>					
English	22.2	74.7	37.2	257.4	348.9
<i>Annual % Change</i>		236%	-50%	592%	36%
Health	192.3	297.3	325.5	42.0	246.8
<i>Annual % Change</i>		55%	9%	-87%	488%
History	121.8				
<i>Annual % Change</i>					
Kinesiology		145.2			
<i>Annual % Change</i>					
Learning Foundation	333.6				
<i>Annual % Change</i>					
Learning Skills	70.5				
<i>Annual % Change</i>					
Library Science	30.0	30.3	132.0	103.2	93.0
<i>Annual % Change</i>		1%	336%	-22%	-10%
Mathematics				138.0	
<i>Annual % Change</i>					
Music		88.2	244.5	276.0	96.0
<i>Annual % Change</i>			177%	13%	-65%
Philosophy			61.2	23.7	54.5
<i>Annual % Change</i>				-61%	130%
Political Science	258.0	137.7	135.0	123.0	129.3
<i>Annual % Change</i>		-47%	-2%	-9%	5%
Psychology	466.8	330.6	173.1	294.3	261.0
<i>Annual % Change</i>		-29%	-48%	70%	-11%
Sociology	102.6	83.4	108.9	57.6	83.3
<i>Annual % Change</i>		-19%	31%	-47%	45%
Spanish	105.3	88.2	349.5	265.5	156.7
<i>Annual % Change</i>		-16%	296%	-24%	-41%
Theater		70.5	35.4	166.5	212.3
<i>Annual % Change</i>			-50%	370%	28%
<b>Division Total</b>	<b>1,815.9</b>	<b>1,868.7</b>	<b>2,373.0</b>	<b>2,164.5</b>	<b>2,504.3</b>
<i>Annual % Change</i>		<b>3%</b>	<b>27%</b>	<b>-9%</b>	<b>16%</b>

Source: PS LAC\_SRC\_SECTION\_LISTING\_INSTR query; LACCD Class Info and Grade Distribution file

Figure 4. 3 Academic Affairs Division WSCH and WSCH per FTEF, Fall Terms 2018-2022

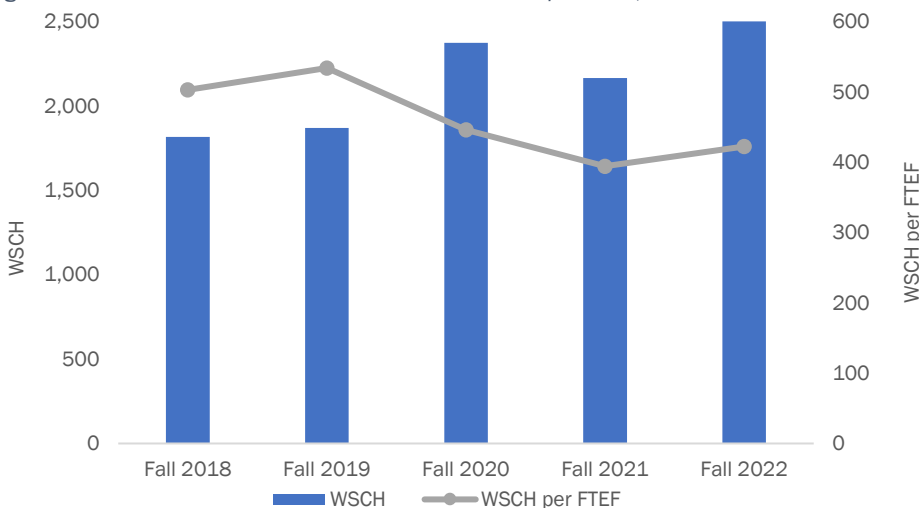


Table 4. 5 Academic Affairs Division WSCH per FTEF by Discipline, Fall Terms 2018-2022

Academic Affairs Office	WSCH per FTEF				
	Fall 2018	Fall 2019	Fall 2020	Fall 2021	Fall 2022
Art			318.5		254.6
<i>Annual % Change</i>					
Chemistry				405.0	
<i>Annual % Change</i>					
Child Development	273.0	577.5	587.3	303.5	641.1
<i>Annual % Change</i>		112%	2%	-48%	111%
Communication Studies		594.0	512.3		468.8
<i>Annual % Change</i>			-14%		
Computer Information Systems					536.7
<i>Annual % Change</i>					
Counseling	415.7	627.8	586.7	522.9	405.0
<i>Annual % Change</i>		51%	-7%	-11%	-23%
Economics			448.5		
<i>Annual % Change</i>					
English	88.8	298.8	148.8	343.2	348.9
<i>Annual % Change</i>		236%	-50%	131%	2%
Health	320.5	495.5	542.5	210.0	411.4
<i>Annual % Change</i>		55%	9%	-61%	96%
History	609.0				
<i>Annual % Change</i>					
Kinesiology		1,320.0			
<i>Annual % Change</i>					
Learning Foundation	695.0				
<i>Annual % Change</i>					
Learning Skills	1,007.1				
<i>Annual % Change</i>					
Library Science	428.6	432.9	628.6		697.2
<i>Annual % Change</i>		1%	45%		

Academic Affairs Office	WSCH per FTEF				
	Fall 2018	Fall 2019	Fall 2020	Fall 2021	Fall 2022
Mathematics <i>Annual % Change</i>				345.0	
Music <i>Annual % Change</i>		441.0	611.3 39%	690.0 13%	480.0 -30%
Philosophy <i>Annual % Change</i>			306.0	118.5 -61%	272.5 130%
Political Science <i>Annual % Change</i>	645.0	688.5 7%	337.5 -51%	205.0 -39%	323.2 58%
Psychology <i>Annual % Change</i>	583.5	551.0 -6%	432.8 -21%	490.5 13%	435.0 -11%
Sociology <i>Annual % Change</i>	513.0	417.0 -19%	544.5 31%	288.0 -47%	416.7 45%
Spanish <i>Annual % Change</i>	526.5	441.0 -16%	375.8 -15%	442.5 18%	391.8 -11%
Theater <i>Annual % Change</i>		352.5	177.0 -50%	416.3 135%	530.9 28%
<b>Division Total</b> <i>Annual % Change</i>	<b>503.0</b>	<b>533.9</b> <b>6%</b>	<b>446.1</b> <b>-16%</b>	<b>394.3</b> <b>-12%</b>	<b>422.1</b> <b>7%</b>

Source: PS LAC\_SRC\_SECTION\_LISTING\_INSTR query; LACCD Class Info and Grade Distribution file