

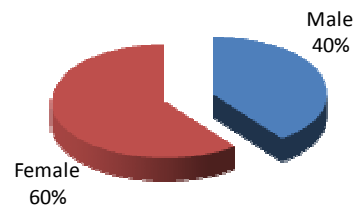
SPECIAL PROGRAMS AND POPULATIONS

SPECIAL PROGRAMS AND SERVICES

Gender

GENDER	02-03	03-04	04-05	05-06	06-07
Male	245	196	215	204	205
	42.9%	38.0%	38.9%	40.2%	39.6%
Female	326	320	337	303	313
	57.1%	62.0%	61.1%	59.8%	60.4%
Total	571	516	552	507	518
	100.0%	100.0%	100.0%	100.0%	100.0%

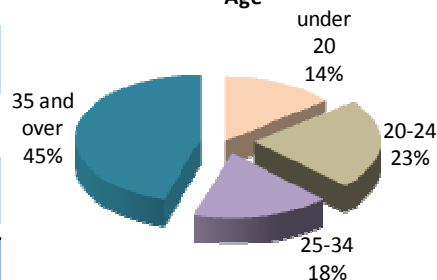
2006-07 DSPS Unduplicated Count by Gender



Age

AGE	02-03	03-04	04-05	05-06	06-07
under 20	73	27	68	69	74
	12.8%	5.2%	12.3%	13.6%	14.3%
20-24	86	89	101	100	120
	15.1%	17.2%	18.3%	19.7%	23.2%
25-34	124	138	120	110	90
	21.7%	26.7%	21.7%	21.7%	18.0%
35 and over	288	262	263	228	234
	50.4%	50.8%	47.6%	45.0%	45.2%
Total	571	516	552	507	518
	100.0%	100.0%	100.0%	100.0%	100.6%

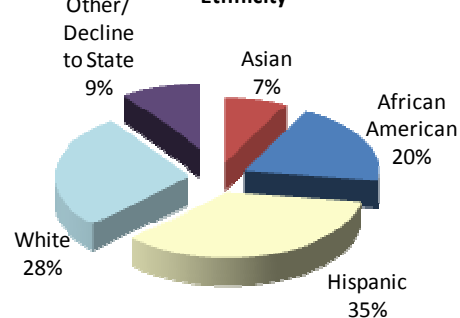
2006-07 DSPS Unduplicated Count by Age



Ethnicity

ETHNICITY	02-03	03-04	04-05	05-06	06-07
Asian	36	28	29	36	39
	6.3%	5.4%	5.3%	7.1%	7.5%
African American	104	87	104	86	102
	18.2%	16.9%	18.8%	17.0%	19.7%
Hispanic	191	187	196	207	183
	33.5%	36.2%	35.5%	40.8%	35.3%
White	187	161	181	138	144
	32.7%	31.2%	32.8%	27.2%	27.8%
Other/Decline to State	53	53	42	40	50
	9.3%	10.3%	7.6%	7.9%	9.7%
Total	571	516	552	507	518
	100.0%	100.0%	100.0%	100.0%	100.0%

2006-07 DSPS Unduplicated Count by Ethnicity



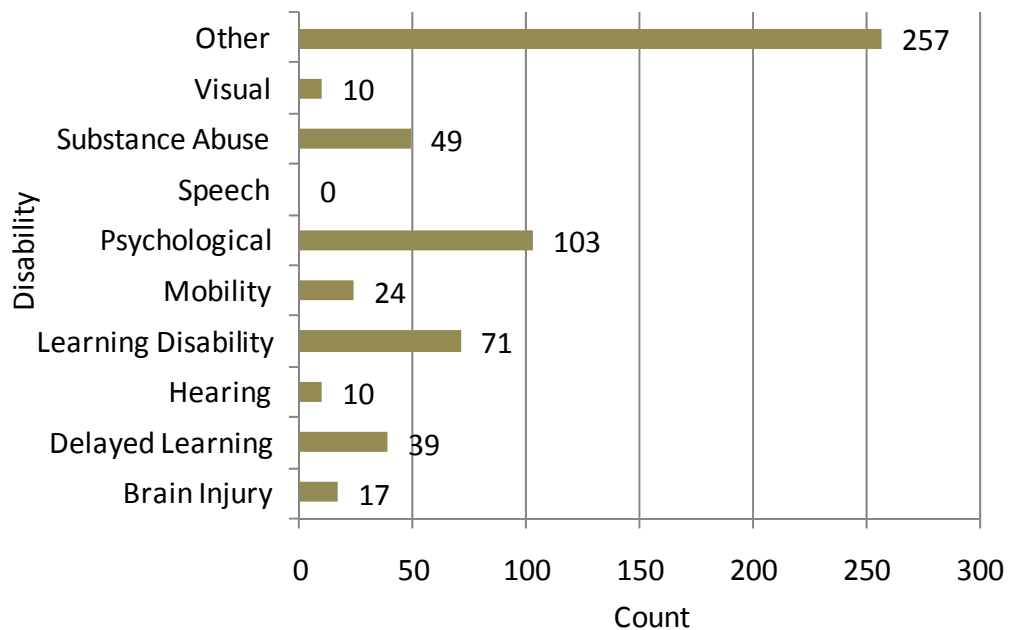
Source: LACCD WebFocus, DF4650B9– Student Listing Report, February 5, 2008.

SPECIAL PROGRAMS AND POPULATIONS
SPECIAL PROGRAMS AND SERVICES

***Disability**

DISABILITY*	02-03	03-04	04-05	05-06	06-07
Brain Injury	17 2.8%	14 2.6%	19 2.9%	17 2.8%	17 2.9%
Delayed Learning	57 9.2%	56 10.4%	53 8.2%	45 7.5%	39 6.7%
Hearing	10 1.6%	11 2.0%	13 2.0%	9 1.5%	10 1.7%
Learning Disability	104 16.9%	73 13.6%	83 12.8%	73 12.2%	71 12.2%
Mobility	41 6.6%	25 4.7%	24 3.7%	20 3.4%	24 4.1%
Psychological	74 12.0%	78 14.5%	110 17.0%	110 18.4%	103 17.8%
Speech	0 0.0%	0 0.0%	1 0.2%	0 0.0%	0 0.0%
Substance Abuse	42 6.8%	46 8.6%	54 8.4%	53 8.9%	49 8.4%
Visual	16 2.6%	16 3.0%	16 2.5%	14 2.3%	10 1.7%
Other	256 41.5%	218 40.6%	273 42.3%	256 42.9%	257 44.3%
Total	617 100.0%	537 100.0%	646 100.0%	597 100.0%	580 100.0%

2006-07 DSPS Students by Disability*



*Duplicated count.

Source: LACCD WebFocus, DF4650B9- Student Listing Report, February 5, 2008.