

PERFORMANCE AND OUTCOMES  
SUCCESSFUL COMPLETION RATES

Department	2003	2004	Fall		
			2005	2006	2007
<b>Business</b>					
Accounting	43.4%	55.9%	48.0%	64.9%	52.8%
Business	56.9%	59.3%	66.5%	61.8%	54.5%
CAOT	66.2%	64.8%	69.8%	72.3%	59.8%
Comp Info Syst	52.1%	54.2%	47.5%	49.9%	51.1%
Finance	78.2%	84.4%	55.6%	75.0%	84.4%
Int'l Business	60.9%	66.7%	76.5%	37.5%	67.6%
Management	69.0%	68.4%	82.9%	77.8%	80.0%
Marketing	n/a	78.6%	79.4%	81.0%	58.6%
Office Machines	70.6%	90.9%	83.3%	66.7%	85.7%
Real Estate	78.2%	73.2%	67.8%	71.3%	62.8%
Supervision	65.6%	88.9%	64.7%	84.0%	64.3%
<b>Division Rates</b>	57.8%	60.6%	60.0%	63.6%	57.2%
<b>Communications</b>					
Devel Com	61.8%	65.5%	62.7%	30.5%	69.5%
English	63.0%	61.2%	60.0%	59.9%	60.9%
ESL	50.0%	63.6%	100.0%	88.9%	71.4%
French	51.6%	74.7%	60.4%	67.0%	59.0%
Japanese	70.5%	52.5%	67.4%	47.4%	71.0%
Journalism	58.8%	86.4%	76.8%	72.6%	65.5%
Spanish	66.7%	70.8%	67.5%	69.9%	62.8%
Speech	70.5%	78.4%	67.5%	63.2%	60.3%
<b>Division Rates</b>	64.8%	66.5%	63.1%	62.2%	61.7%
<b>Cooperative Education</b>					
Coop Ed	66.7%	82.9%	78.9%	80.2%	92.7%
<b>Health Sciences</b>					
EDA	61.7%	53.5%	37.9%	29.9%	33.9%
Nursing	84.7%	86.6%	86.6%	87.4%	81.9%
<b>Division Rates</b>	82.0%	81.8%	81.8%	82.6%	77.8%

\*Source: Fall 2007 local extraction. Previous semesters from the LACCD Grade Distribution Report (D5120-001).

**PERFORMANCE AND OUTCOMES**  
**SUCCESSFUL COMPLETION RATES**

Department	Fall				
	2003	2004	2005	2006	2007
<b>Humanities &amp; Fine Arts</b>					
Architecture	73.7%	74.3%	76.8%	72.0%	83.5%
Art	73.1%	79.3%	73.4%	71.3%	74.0%
Environmental Des	n/a	n/a	63.6%	78.9%	78.9%
Humanities	60.0%	70.0%	61.0%	66.9%	59.6%
Music	66.2%	68.3%	65.1%	70.5%	69.7%
Philosophy	52.0%	54.2%	60.7%	64.8%	55.3%
Photography	51.2%	n/a	52.0%	46.2%	49.2%
Theater	74.4%	65.7%	72.9%	66.8%	70.3%
<b>Division Rates</b>	66.0%	69.8%	66.9%	68.3%	67.7%
<b>Library</b>					
Library	n/a	n/a	100.0%	71.4%	74.1%
<b>Math, Physical Science &amp; Technology</b>					
Astronomy	74.1%	73.2%	69.7%	61.7%	79.1%
Chemistry	63.3%	66.2%	74.0%	77.3%	72.6%
Co Science	53.8%	58.3%	47.6%	59.8%	55.6%
Co Tech	74.6%	69.4%	61.3%	67.1%	59.6%
Drafting	67.5%	69.1%	67.5%	66.3%	72.2%
Electronics	78.6%	100.0%	0.0%	55.6%	80.0%
Engineering Gen	40.0%	58.3%	81.8%	88.2%	24.4%
Engineering Tech	61.1%	54.2%	47.8%	65.0%	32.5%
Math	50.7%	50.4%	47.9%	48.8%	44.1%
Physical Science	46.8%	32.7%	29.2%	53.1%	25.4%
Physics	57.4%	62.0%	70.0%	77.3%	75.4%
Process Plant Tech	n/a	n/a	n/a	83.0%	83.3%
Statistics	80.0%	92.3%	80.0%	88.3%	76.3%
<b>Division Rates</b>	55.2%	55.3%	52.3%	55.2%	50.2%
<b>Physical Education</b>					
Health	71.5%	75.2%	75.0%	73.8%	65.8%
PE	95.8%	n/a	96.3%	65.5%	86.0%
Phys Education	82.7%	83.8%	79.8%	83.0%	82.0%
<b>Division Rates</b>	80.6%	81.7%	78.9%	80.4%	77.8%

Source: Fall 2007 local extraction. Previous semesters from the LACCD Grade Distribution Report (D5120-001).

PERFORMANCE AND OUTCOMES  
SUCCESSFUL COMPLETION RATES

Department	Fall				
	2003	2004	2005	2006	2007
<b>Science, Family &amp; Consumer Studies</b>					
Anatomy	31.9%	37.9%	33.0%	38.8%	37.6%
Biology	54.3%	50.3%	48.3%	47.6%	58.7%
Child Devel	75.6%	77.4%	79.2%	73.1%	70.1%
Culinary Arts	n/a	n/a	n/a	71.4%	39.4%
Env Science	68.0%	78.3%	73.4%	54.8%	46.7%
Fam & Cons Sci	71.7%	80.6%	73.6%	77.6%	72.3%
Geography	62.9%	58.8%	42.3%	63.4%	65.5%
Geology	82.8%	73.6%	65.2%	61.7%	45.0%
Microbiology	73.8%	73.2%	58.3%	61.4%	76.1%
Oceanography	69.0%	64.7%	66.5%	60.4%	52.5%
Ornamental Hort	57.1%	n/a	n/a	n/a	n/a
Physiology	56.0%	59.2%	70.6%	63.0%	70.7%
<b>Division Rates</b>	63.8%	64.0%	63.2%	61.1%	61.3%
<b>Social &amp; Behavioral Sciences</b>					
Admin of Justice	68.5%	70.5%	65.9%	80.8%	66.3%
Anthropology	57.8%	57.8%	87.2%	60.0%	65.1%
Economics	30.2%	38.8%	42.8%	49.1%	46.6%
Education	n/a	100.0%	n/a	100.0%	100.0%
Fire Tek	79.1%	67.2%	72.0%	70.5%	75.6%
History	67.8%	65.3%	63.9%	67.1%	60.8%
Lrn Fdtn	66.7%	66.7%	61.5%	69.2%	69.0%
Lrn Skil	63.9%	59.9%	63.8%	52.6%	61.5%
Personal Devel	76.0%	81.6%	63.3%	71.5%	78.2%
Poli Science	58.6%	66.5%	62.3%	64.9%	61.3%
Psychology	70.9%	72.4%	66.3%	68.4%	65.2%
Service Learning	n/a	n/a	63.5%	63.6%	74.2%
Sociology	74.3%	72.9%	65.0%	75.4%	67.0%
<b>Division Rates</b>	65.7%	66.5%	62.8%	67.2%	64.1%
<b>College Total</b>	65.6%	67.0%	64.5%	66.1%	63.5%

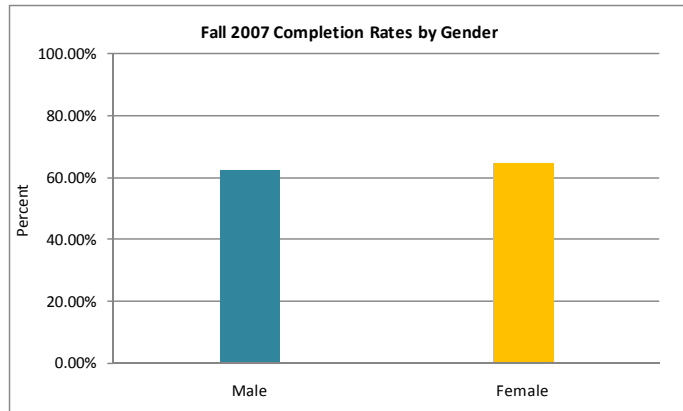
\*Source: Fall 2007 local extraction. Previous semesters from the LACCD Grade Distribution Report (D5120-001).

# PERFORMANCE AND OUTCOMES

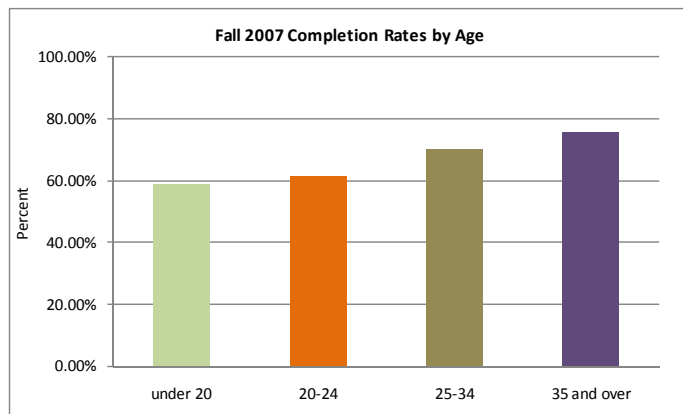
## SUCCESSFUL COMPLETION RATES

### Fall 2007 Completion Rates Demographics

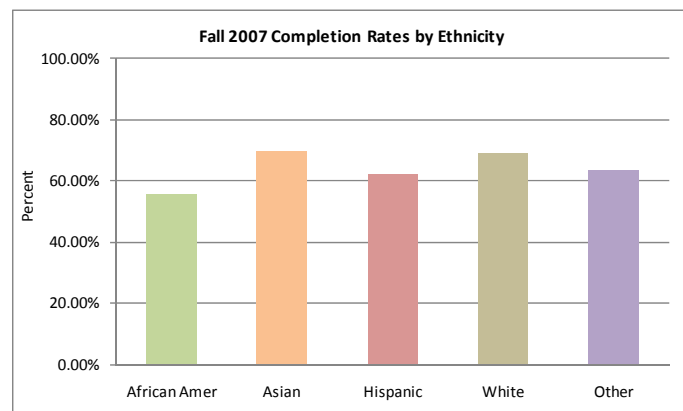
Gender	
GENDER	Completion Rate
Male	62.48%
Female	64.80%



Age	
AGE	Completion Rate
under 20	58.85%
20-24	61.54%
25-34	70.08%
35 and over	75.54%



Ethnicity	
ETHNICITY	Completion Rate
African Amer	55.57%
Asian	69.64%
Hispanic	62.34%
White	68.92%
Other	63.72%



Source: Fall 2007 Grade File; Student Information System (SIS)