

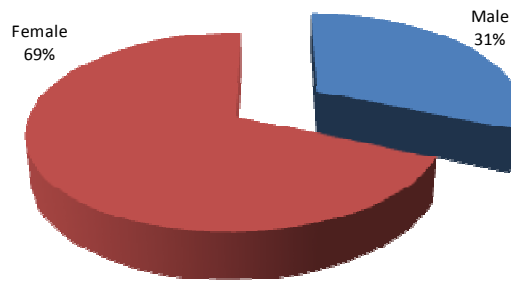
SPECIAL PROGRAMS AND POPULATIONS

ONLINE STUDENTS

Gender

GENDER	FALL		
	2005	2006	2007
Male	176 <i>31.2%</i>	174 <i>30.2%</i>	248 <i>31.4%</i>
Female	388 <i>68.8%</i>	402 <i>69.8%</i>	541 <i>68.6%</i>
TOTAL	564 <i>100.0%</i>	576 <i>100.0%</i>	789 <i>100.0%</i>

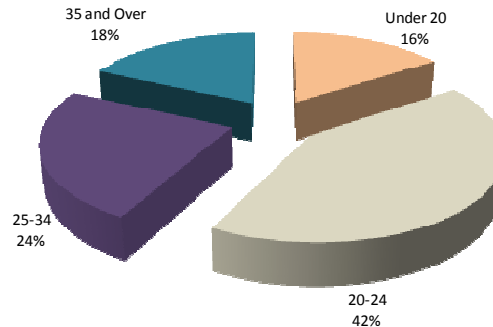
Fall 2007 Online Students by Gender



Age

AGE	FALL		
	2005	2006	2007
Under 20	79 <i>14.0%</i>	83 <i>14.4%</i>	124 <i>15.7%</i>
20-24	227 <i>40.2%</i>	226 <i>39.2%</i>	332 <i>42.1%</i>
25-34	152 <i>27.0%</i>	163 <i>28.3%</i>	190 <i>24.1%</i>
35 and Over	106 <i>18.8%</i>	104 <i>18.1%</i>	143 <i>18.1%</i>
TOTAL	564 <i>100%</i>	576 <i>100%</i>	789 <i>100%</i>

Fall 2007 Online Students by Age



Source: LACCD Student Information System (SIS), March 10, 2008.

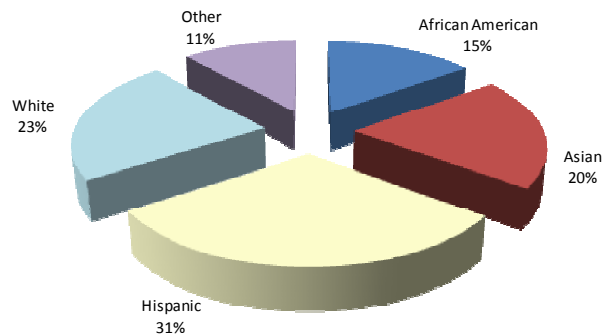
SPECIAL PROGRAMS AND POPULATIONS

ONLINE STUDENTS

Ethnicity

ETHNICITY	FALL		
	2005	2006	2007
African American	98 17.4%	110 19.1%	118 15.0%
Asian	129 22.9%	108 18.8%	159 20.2%
Hispanic	158 28.0%	181 31.4%	242 30.7%
White	138 24.5%	124 21.5%	179 22.7%
Other	41 7.3%	53 9.2%	91 11.5%
TOTAL	564 100%	576 100%	789 100%

Fall 2007 Online Students by Ethnicity



Sections Offered

NO. OF SECT	FALL		
	2005	2006	2007
Total	28	36	49

Completion and Retention

OUTCOMES	Fall 2007
Successful Completion	53.9%
Retention	78.2%

Source: LACCD Student Information System (SIS), March 10, 2008.

SPECIAL PROGRAMS AND POPULATIONS

ONLINE STUDENTS

Duplicated Enrollment

DUPLICATED ENROLLMENT	FALL					
	2005	% of Total	2006	% of Total	2007	% of Total
Accounting	83	10.7%	66	8.2%	69	6.1%
Admin of Justice	67	8.7%	21	2.6%	42	3.7%
Art	n/a	n/a	14	1.7%	30	2.6%
Biology	n/a	n/a	26	3.2%	17	1.5%
Business	26	3.4%	39	4.9%	40	3.5%
Comp. Appl. Office Technology	n/a	n/a	n/a	n/a	25	2.2%
Computer info. Systems	168	21.7%	113	14.1%	187	16.5%
Computer Sciences	41	5.3%	29	3.6%	33	2.9%
Economics	35	4.5%	27	3.4%	42	3.7%
English	254	32.8%	175	21.8%	201	17.7%
Health	n/a	n/a	10	1.2%	53	4.7%
History	n/a	n/a	n/a	n/a	34	3.0%
Library Science	n/a	n/a	35	4.4%	27	2.4%
Marketing	n/a	n/a	n/a	n/a	28	2.5%
Music	34	4.4%	52	6.5%	73	6.4%
Nursing	29	3.7%	28	3.5%	45	4.0%
Personal Development	n/a	n/a	n/a	n/a	12	1.1%
Political Science	37	4.8%	105	13.1%	91	8.0%
Psychology	n/a	n/a	32	4.0%	58	5.1%
Sociology	n/a	n/a	29	3.6%	28	2.5%
TOTAL	774	100%	801	100%	1,135	100%

Source: LACCD Student Information System (SIS), March 5, 2008.