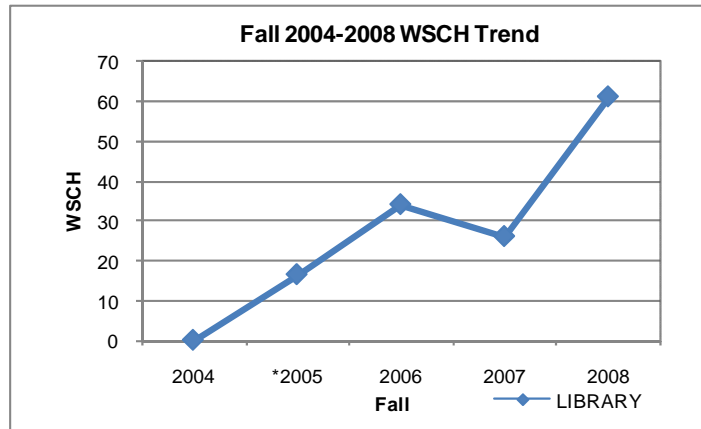


FALL 2004-2008 EFFICIENCY

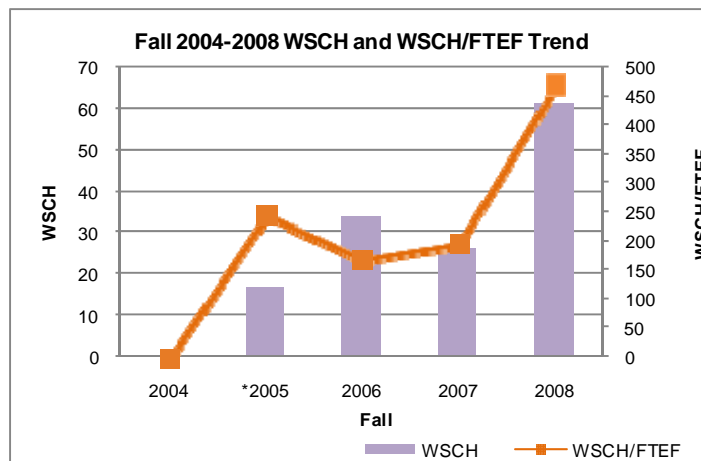
LIBRARY

Library Division	WEEKLY STUDENT CONTACT HOURS				
	2004	*2005	2006	2007	2008
LIBRARY	0	16	34	26	61
<i>Annual % Change</i>			106.6%	-23.5%	134.6%



Library Division	FACULTY (FULL-TIME EQUIVALENTS)						
	2004	*2005	2006	2007	R 08	H 08	2008
LIBRARY	0.0	0.1	0.2	0.1	0.1	0.0	0.1

Library Division	WSCH per FACULTY FTE				
	2004	*2005	2006	2007	2008
LIBRARY		247	170	197	469
<i>COLLEGE AVERAGE</i>					568
<i>STATE TARGET</i>					525



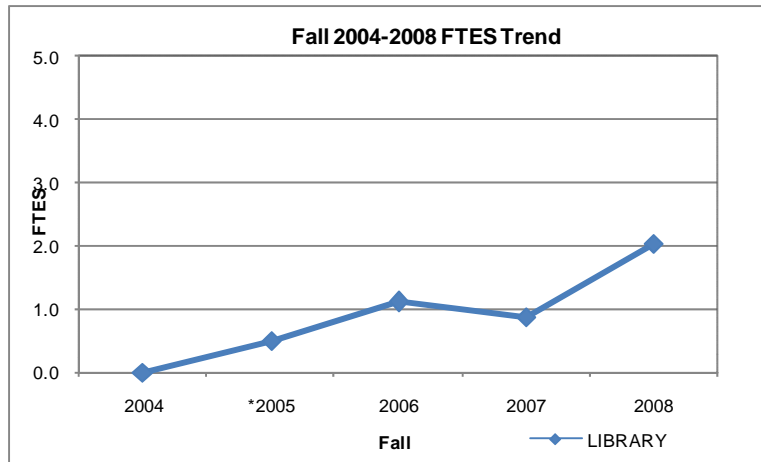
*Fall 2005 may include PACE.

Source: Fall 2003-2005 and 2008 from LACCD Office of Institutional Research and Information (<http://research.laccd.edu/instructional-staffing/index.htm>).
Fall 2006-2007 from Business Warehouse (BW) Sections by Department (i21) and Sections by Discipline (i22) Reports.

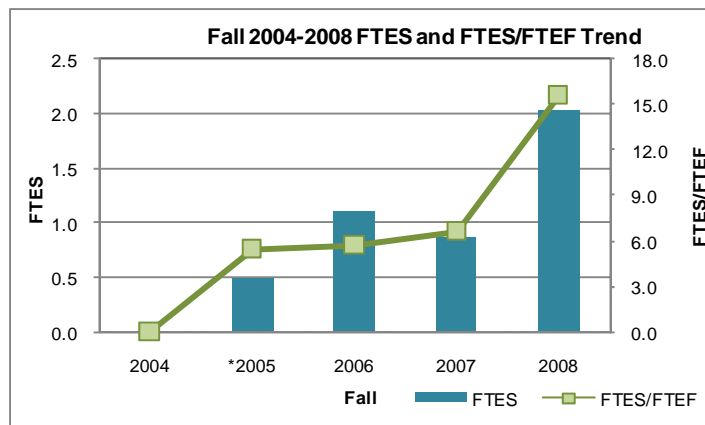
FALL 2004-2008 EFFICIENCY

LIBRARY

Library Division	FULL-TIME EQUIVALENT STUDENT				
	2004	*2005	2006	2007	2008
LIBRARY	0.0	0.5	1.1	0.9	2.0
<i>Annual % Change</i>			20.0%	-212%	134.2%



Library Division	FTES per FACULTY FTE				
	2004	*2005	2006	2007	2008
LIBRARY	0	5.5	5.7	6.6	15.6
COLLEGE AVERAGE					18.9



Library Division	Class Size				
	2004	*2005	2006	2007	2008
LIBRARY		16.5	11.3	13.1	31.3
COLLEGE AVERAGE					37.6

*Fall 2005 may include PACE.

Source: Fall 2003-2005 and 2008 from LACCD Office of Institutional Research and Information (<http://research.laccd.edu/instructional-staffing/index.htm>).
Fall 2006-2007 from Business Warehouse (BW) Sections by Department (i21) and Sections by Discipline (i22) Reports.