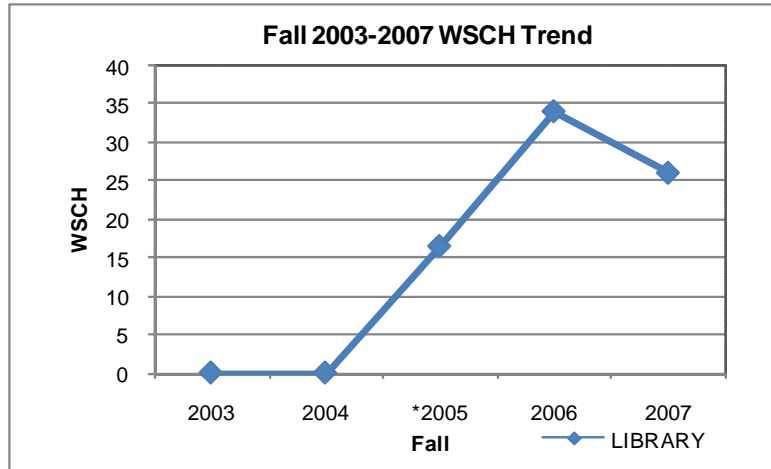


FALL 2003-2007 EFFICIENCY

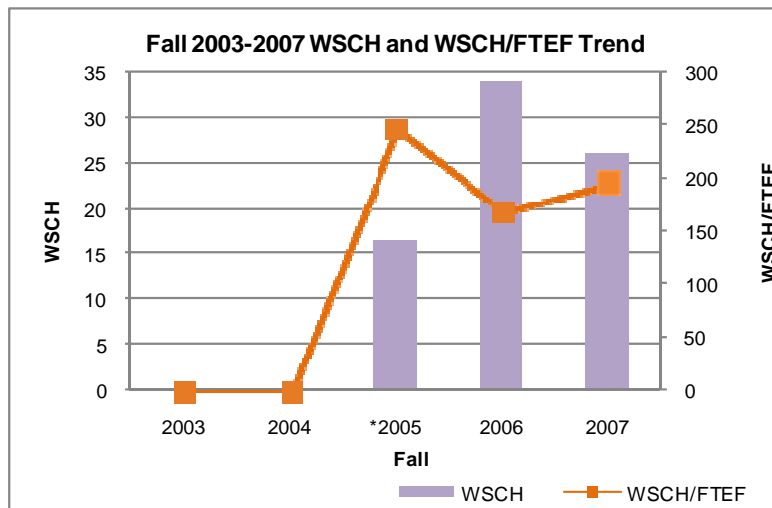
LIBRARY

Library Division	WEEKLY STUDENT CONTACT HOURS				
	2003	2004	*2005	2006	2007
LIBRARY	0	0	16	34	26
<i>Annual % Change</i>				106.6%	-23.5%



Library Division	FACULTY (FULL-TIME EQUIVALENTS)						
	2003	2004	*2005	2006	R 07	H 07	2007
LIBRARY	0.00	0.00	0.10	0.20	0.00	0.13	0.13

Library Division	WSCH per FACULTY FTE					
	2003	2004	*2005	2006	2007	
LIBRARY				247	170	197
COLLEGE AVERAGE						463
STATE TARGET						525



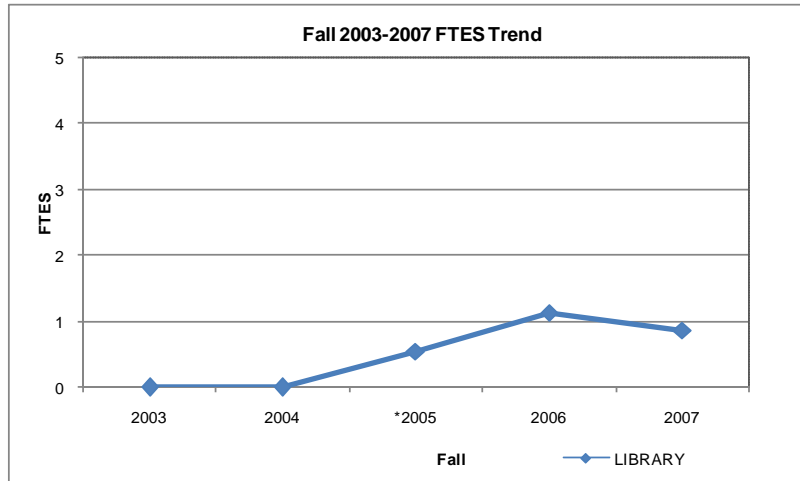
*Fall 2005 may include PACE.

Source: Fall 2003-2005 from LACCD Office of Institutional Research and Information (<http://research.laccd.edu/instructional-staffing/index.htm>).
Fall 2006-2007 from Business Warehouse (BW) Sections by Department (i21) and Sections by Discipline (i22) Reports.

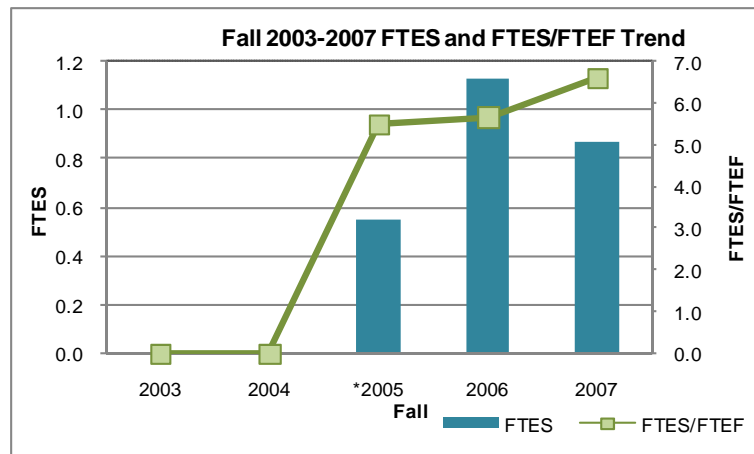
FALL 2003-2007 EFFICIENCY

LIBRARY

Library Division	FULL-TIME EQUIVALENT STUDENT				
	2003	2004	*2005	2006	2007
LIBRARY	0	0	0.5	1.1	0.9
<i>Annual % Change</i>				106.6%	-23.5%



Library Division	FTES per FACULTY FTE				
	2003	2004	*2005	2006	2007
LIBRARY	0	0	5.5	5.7	6.6
COLLEGE AVERAGE					15.4



Library Division	Class Size				
	2003	2004	*2005	2006	2007
LIBRARY			16.5	11.3	13.1
COLLEGE AVERAGE					31.2

*Fall 2005 may include PACE.

Source: Fall 2003-2005 from LACCD Office of Institutional Research and Information (<http://research.laccd.edu/instructional-staffing/index.htm>).
Fall 2006-2007 from Business Warehouse (BW) Sections by Department (i21) and Sections by Discipline (i22) Reports.