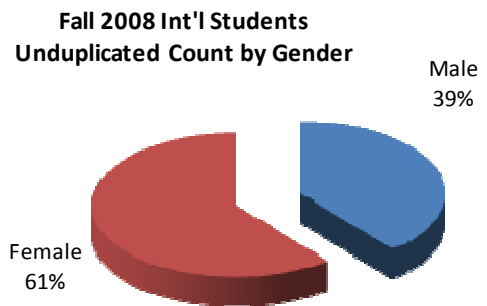


# SPECIAL PROGRAMS AND POPULATIONS

## INTERNATIONAL STUDENTS

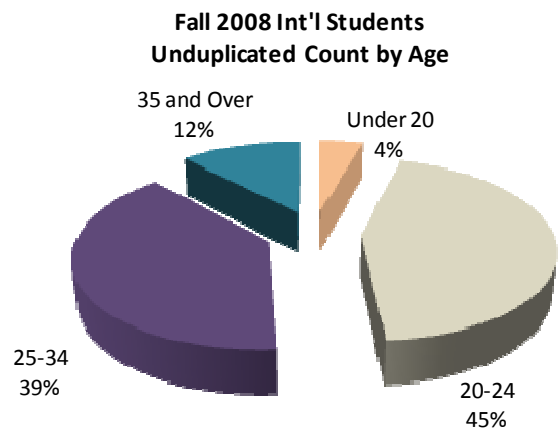
### Gender

| Gender       | Fall      |           |           |           |           |
|--------------|-----------|-----------|-----------|-----------|-----------|
|              | 2004      | 2005      | 2006      | 2007      | 2008      |
| Male         | 40        | 36        | 31        | 41        | 36        |
|              | 41.7%     | 36.4%     | 34.4%     | 42.3%     | 39.1%     |
| Female       | 56        | 63        | 59        | 56        | 56        |
|              | 58.3%     | 63.6%     | 65.6%     | 57.7%     | 60.9%     |
| <b>TOTAL</b> | <b>96</b> | <b>99</b> | <b>90</b> | <b>97</b> | <b>92</b> |
|              | 100.0%    | 100.0%    | 100.0%    | 100.0%    | 100.0%    |



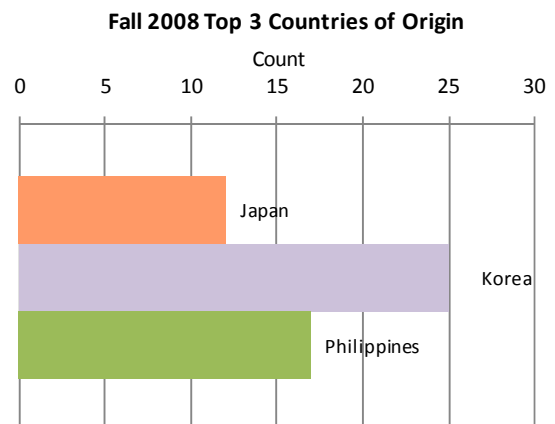
### Age

| AGE          | Fall      |           |           |           |           |
|--------------|-----------|-----------|-----------|-----------|-----------|
|              | 2004      | 2005      | 2006      | 2007      | 2008      |
| Under 20     | 7         | 6         | 2         | 4         | 4         |
|              | 7.3%      | 6.1%      | 2.2%      | 4.1%      | 4.3%      |
| 20-24        | 43        | 43        | 44        | 50        | 41        |
|              | 44.8%     | 43.4%     | 48.9%     | 51.5%     | 44.6%     |
| 25-34        | 39        | 41        | 37        | 35        | 36        |
|              | 40.6%     | 41.4%     | 41.1%     | 36.1%     | 39.1%     |
| 35-54        | 7         | 9         | 7         | 8         | 11        |
|              | 7.3%      | 9.1%      | 7.8%      | 8.2%      | 12.0%     |
| <b>TOTAL</b> | <b>96</b> | <b>99</b> | <b>90</b> | <b>97</b> | <b>92</b> |
|              | 100.0%    | 100.0%    | 100.0%    | 100.0%    | 100.0%    |



### Top Three Countries Represented

| Top 3 Countries | Fall  |       |       |       |       |
|-----------------|-------|-------|-------|-------|-------|
|                 | 2004  | 2005  | 2006  | 2007  | 2008  |
| Japan           | 46    | 43    | 29    | 22    | 12    |
|                 | 47.9% | 43.4% | 32.2% | 22.7% | 13.0% |
| Korea           | 10    | 15    | 18    | 19    | 25    |
|                 | 10.4% | 15.2% | 20.0% | 19.6% | 27.2% |
| Philippines     | 6     | 6     | 16    | 20    | 17    |
|                 | 6.3%  | 6.1%  | 17.8% | 20.6% | 18.5% |



Source: LAHC International Student Office and LACCD Student Information System (SIS).