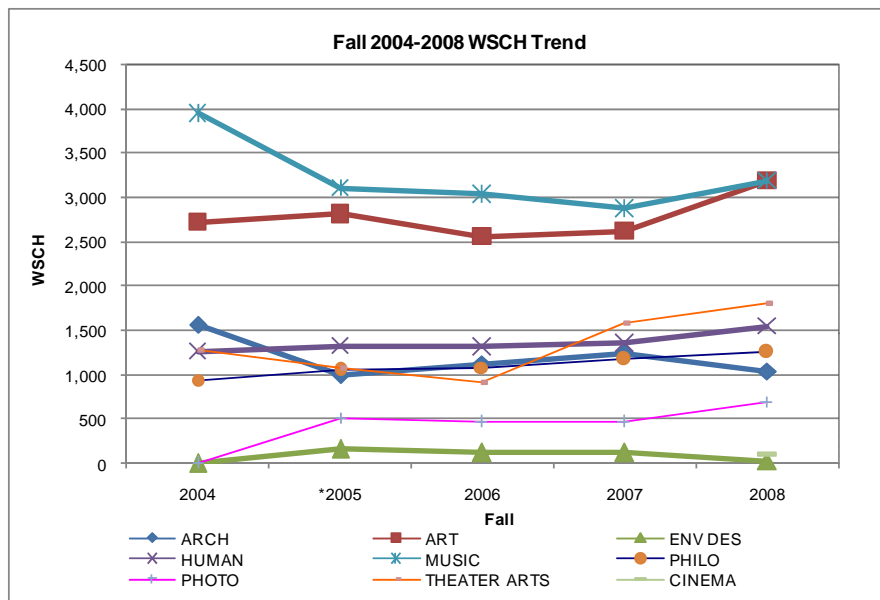


FALL 2004-2008 EFFICIENCY

HUMANITIES AND FINE ARTS

Humanities & Fine Arts Division	WEEKLY STUDENT CONTACT HOURS				
	2004	*2005	2006	2007	2008
ARCHITECTURE	1,564	997	1,127	1,229	1,039
<i>Annual % Change</i>		-36.3%	13.1%	9.1%	-15.5%
ART	2,718	2,809	2,556	2,610	3,181
<i>Annual % Change</i>		3.4%	-9.0%	2.1%	21.9%
CINEMA	0	0	0	0	99
<i>Annual % Change</i>					
ENVIR DESIGN	0	158	119	120	35
<i>Annual % Change</i>			-24.9%	0.8%	-70.8%
HUMANITIES	1,261	1,329	1,314	1,352	1,548
<i>Annual % Change</i>		5.4%	-1.2%	2.9%	14.5%
MUSIC	3,938	3,097	3,030	2,866	3,177
<i>Annual % Change</i>		-21.4%	-2.2%	-5.4%	10.9%
PHILOSOPHY	942	1,051	1,084	1,180	1,255
<i>Annual % Change</i>		11.6%	3.0%	8.9%	6.4%
PHOTOGRAPHY	0	516	470	472	698
<i>Annual % Change</i>			-8.9%	0.4%	47.9%
THEATER ARTS	1,279	1,082	911	1,575	1,810
<i>Annual % Change</i>		-15.4%	-15.8%	72.9%	14.9%
Division Total	11,704	11,040	10,611	11,404	12,842



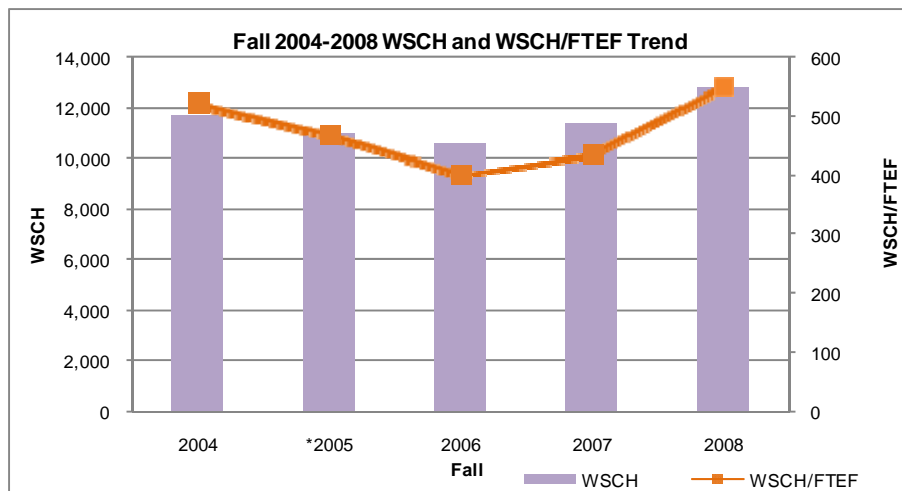
*Fall 2005 may include PACE.

Source: Fall 2003-2005 and 2008 from LACCD Office of Institutional Research and Information (<http://research.laccd.edu/instructional-staffing/index.htm>).
Fall 2006-2007 from Business Warehouse (BW) Sections by Department (i21) and Sections by Discipline (i22) Reports.

FALL 2004-2008 EFFICIENCY HUMANITIES AND FINE ARTS

Humanities and Fine Arts Division	FACULTY (FULL-TIME EQUIVALENTS)						2008
	2004	*2005	2006	2007	R 08	H 08	
ARCHITECTURE	3.8	3.0	3.5	3.4	1.0	1.5	2.5
ART	6.3	5.3	6.0	3.5	2.2	4.3	6.4
CINEMA	0.0	0.0	0.0	0.0	0.0	0.1	0.1
ENVIR DESIGN	0.0	0.6	0.4	0.4	0.0	0.2	0.2
HUMANITIES	1.8	2.2	2.2	2.2	0.4	1.8	2.2
MUSIC	8.3	8.0	9.2	8.6	2.7	4.1	6.7
PHILOSOPHY	1.4	1.8	2.2	2.2	0.4	1.6	2.0
PHOTOGRAPHY	0.0	0.9	0.9	0.8	0.7	0.4	1.1
THEATER ARTS	0.8	1.7	1.7	2.0	1.0	1.1	2.1
Division Total	22.3	23.8	26.1	26.1	8.3	15.0	23.3

Humanities and Fine Arts Division	WSCH per FACULTY FTE				
	2004	*2005	2006	2007	2008
ARCHITECTURE	419	346	320	359	423
ART	435	527	426	400	494
CINEMA					389
ENVIR DESIGN		288	294	296	177
HUMANITIES	701	604	597	615	703
MUSIC	476	381	329	334	472
PHILOSOPHY	673	584	493	536	629
PHOTOGRAPHY		594	504	630	655
THEATER ARTS	1,511	649	547	787	880
Division Total	525	471	406	437	551
<i>COLLEGE AVERAGE</i>					568
<i>STATE TARGET</i>					525



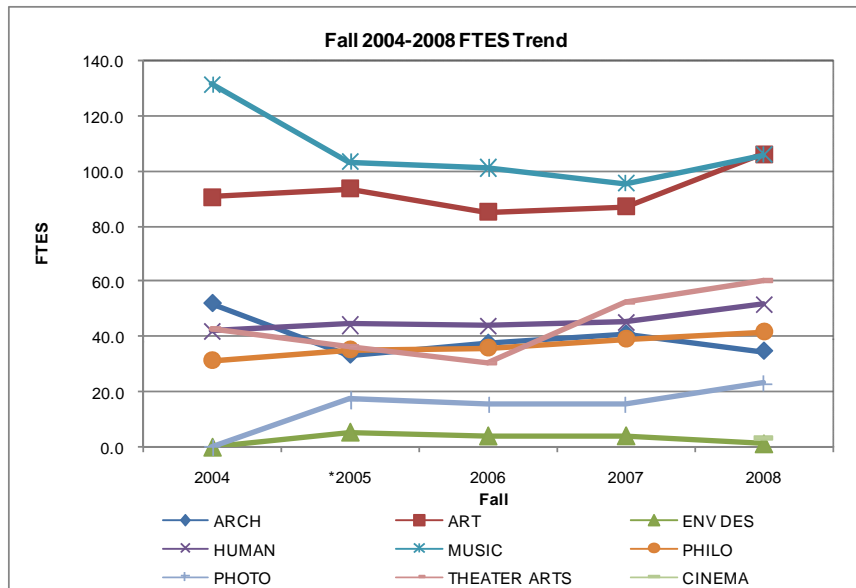
*Fall 2005 may include PACE.

Source: Fall 2003-2005 and 2008 from LACCD Office of Institutional Research and Information (<http://research.laccd.edu/instructional-staffing/index.htm>).
Fall 2006-2007 from Business Warehouse (BW) Sections by Department (i21) and Sections by Discipline (i22) Reports.

FALL 2004-2008 EFFICIENCY

HUMANITIES AND FINE ARTS

Humanities & Fine Arts Division	FULL-TIME EQUIVALENT STUDENT				
	2004	*2005	2006	2007	2008
ARCHITECTURE	52.1	33.2	37.6	41.0	34.6
<i>Annual % Change</i>		-36.3%	13.1%	9.1%	-15.5%
ART	90.6	93.6	85.2	87.0	106.0
<i>Annual % Change</i>		3.4%	-9.0%	2.1%	21.9%
CINEMA					3.3
<i>Annual % Change</i>					
ENVIR DESIGN		5.3	4.0	4.0	1.2
<i>Annual % Change</i>			0.8%	-100.0%	-70.8%
HUMANITIES	42.0	44.3	43.8	45.1	51.6
<i>Annual % Change</i>		5.4%	-1.2%	2.9%	14.5%
MUSIC	131.3	103.2	101.0	95.5	105.9
<i>Annual % Change</i>		-21.4%	-2.2%	-5.4%	10.9%
PHILOSOPHY	31.4	35.0	36.1	39.3	41.8
<i>Annual % Change</i>		11.6%	3.0%	8.9%	6.4%
PHOTOGRAPHY	0.0	17.2	15.7	15.7	23.3
<i>Annual % Change</i>			-8.9%	0.4%	47.9%
THEATER ARTS	42.6	36.1	30.4	52.5	60.3
<i>Annual % Change</i>		-15.4%	-18.8%	72.9%	14.9%
Division Total	390.1	368.0	353.7	380.1	428.1



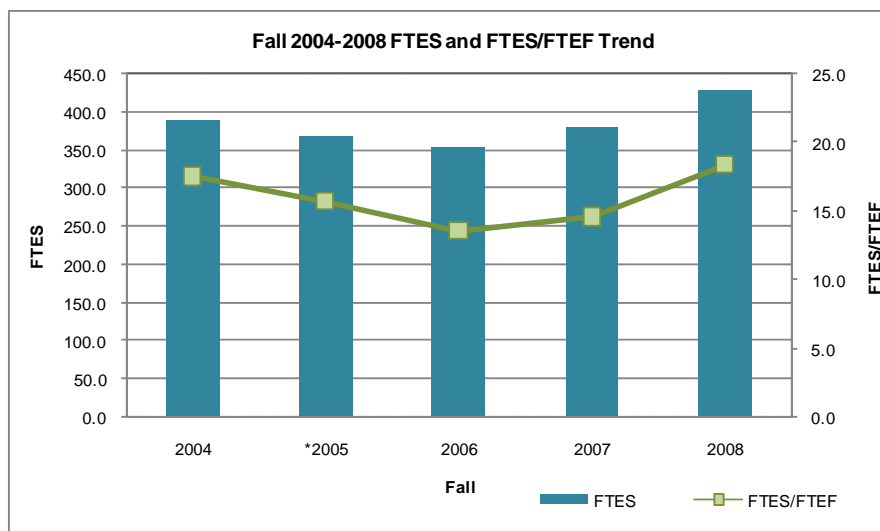
*Fall 2005 may include PACE.

Source: Fall 2003-2005 and 2008 from LACCD Office of Institutional Research and Information (<http://research.laccd.edu/instructional-staffing/index.htm>).
Fall 2006-2007 from Business Warehouse (BW) Sections by Department (i21) and Sections by Discipline (i22) Reports.

FALL 2004-2008 EFFICIENCY

HUMANITIES AND FINE ARTS

Humanities and Fine Arts Division	FTES per FACULTY FTE				
	2004	*2005	2006	2007	2008
ARCHITECTURE	14.0	11.5	10.7	11.9	14.1
ART	14.5	17.7	14.2	13.3	16.5
CINEMA					23.0
ENVIR DESIGN	0.0	9.0	9.8	9.9	5.9
HUMANITIES	23.4	20.1	19.9	20.5	23.4
MUSIC	15.9	12.7	11.0	11.1	15.7
PHILOSOPHY	22.4	19.5	16.4	17.9	21.0
PHOTOGRAPHY	0.0	19.1	16.8	21.0	21.8
THEATER ARTS	53.3	21.2	18.2	26.2	29.3
Division Total	17.5	15.7	13.5	14.6	18.4
COLLEGE AVERAGE					18.9



Humanities and Fine Arts Division	Class Size				
	2004	*2005	2006	2007	2008
ARCHITECTURE	27.9	23.1	23.3	23.9	28.2
ART	28.9	35.1	28.4	26.7	32.9
CINEMA					45.9
ENVIR DESIGN		19.2	19.6	19.7	11.8
HUMANITIES	46.7	40.3	39.8	41.0	46.9
MUSIC	31.7	25.4	22.0	22.3	31.5
PHILOSOPHY	44.9	38.9	32.835	35.7	42.0
PHOTOGRAPHY		39.6	33.6	42.0	43.6
THEATER ARTS	142.1	43.3	36.4	52.5	58.7
Division Total	35.3	31.4	26.8	29.2	36.8
COLLEGE AVERAGE					37.6

*Fall 2005 may include PACE.

Source: Fall 2003-2005 and 2008 from LACCD Office of Institutional Research and Information (<http://research.laccd.edu/instructional-staffing/index.htm>).
Fall 2006-2007 from Business Warehouse (BW) Sections by Department (i21) and Sections by Discipline (i22) Reports.