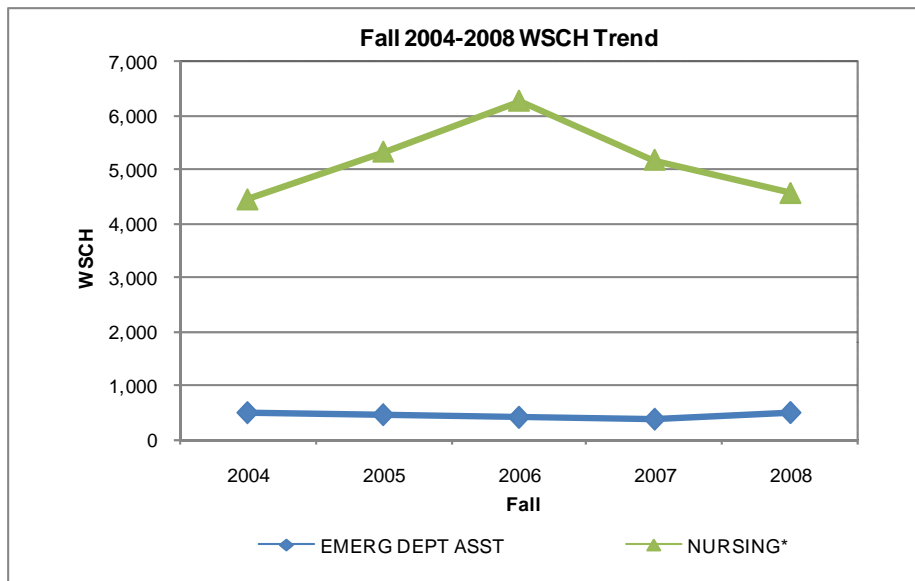


# FALL 2004-2008 EFFICIENCY

## HEALTH SCIENCES

Health Sciences Division	WEEKLY STUDENT CONTACT HOURS				
	2004	2005	2006	2007	2008
EMERG DEPT ASST	491	455	409	376	492
<i>Annual % Change</i>	7.4%	-7.3%	-10.0%	-8.1%	30.9%
NURSING*	4,429	5,308	6,246	5,159	4,546
<i>Annual % Change</i>	12%	19.8%	17.7%	-17.4%	-11.9%
<b>Division Total</b>	<b>4,920</b>	<b>5,763</b>	<b>6,655</b>	<b>5,535</b>	<b>5,038</b>



Health Sciences Division	FACULTY (FULL-TIME EQUIVALENTS)						
	2004	2005	2006	2007	R 08	H 08	2008
EMERG DEPT ASST	0.7	0.7	0.7	0.8	0.0	0.7	0.7
NURSING*	19.6	12.1	12.8	18.0	5.4	7.3	12.6
<b>Division Total</b>	<b>20.3</b>	<b>12.8</b>	<b>13.5</b>	<b>18.8</b>	<b>5.4</b>	<b>8.0</b>	<b>13.3</b>

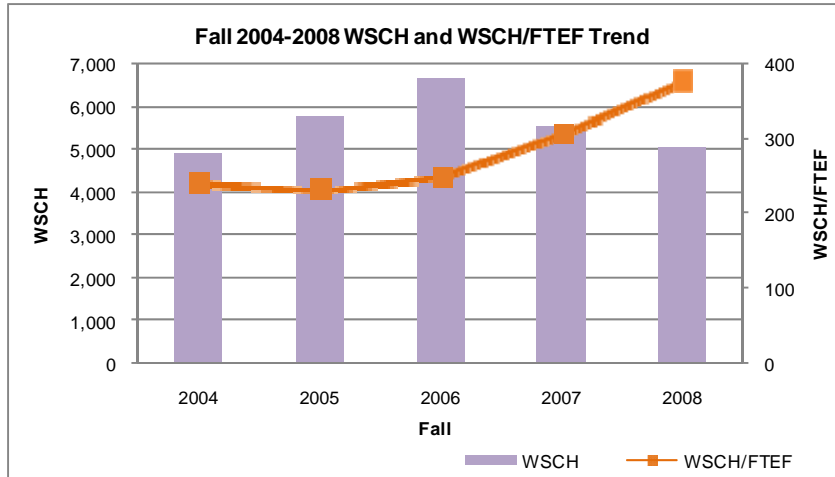
Health Sciences Division	WSCH per FACULTY FTE				
	2004	2005	2006	2007	2008
EMERG DEPT ASST	736	699	616	483	738
NURSING*	226	440	488	287	361
<b>Division Total</b>	<b>243</b>	<b>236</b>	<b>251</b>	<b>310</b>	<b>379</b>
<b>COLLEGE AVERAGE</b>	<b>568</b>				
<b>STATE TARGET</b>	<b>525</b>				

\*Does not include faculty and students in capacity building programs.

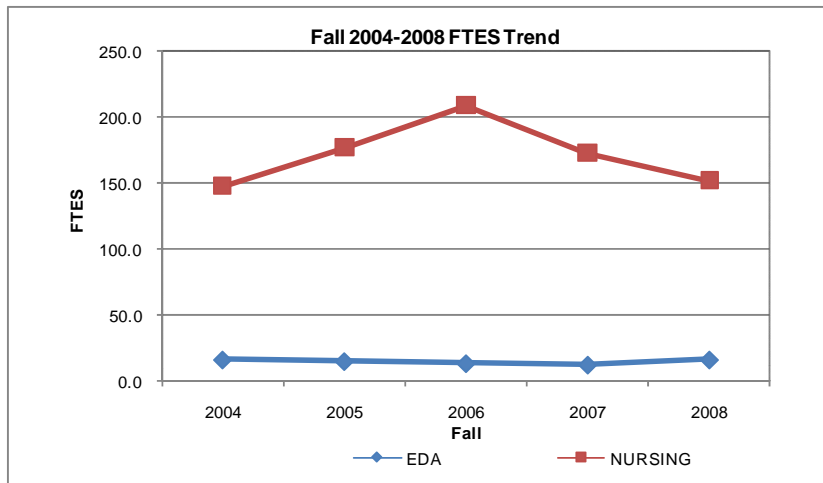
Source: Fall 2003-2005 and 2008 from LACCD Office of Institutional Research and Information (<http://research.laccd.edu/instructional-staffing/index.htm>).  
Fall 2006-2007 from Business Warehouse (BW) Sections by Department (i21) and Sections by Discipline (i22) Reports.

# FALL 2004-2008 EFFICIENCY

## HEALTH SCIENCES



Health Sciences Division	FULL-TIME EQUIVALENT STUDENT				
	2004	2005	2006	2007	2008
EMERG DEPT ASST	16.4	15.2	13.6	12.5	16.4
<i>Annual % Change</i>	-0.1	-10.0%	-8.1%	-8.1%	312%
NURSING*	147.6	176.9	208.2	172.0	151.5
<i>Annual % Change</i>	19.8%	17.7%	-17.4%	-17.4%	-11.9%
<b>Division Total</b>	<b>164.0</b>	<b>192.1</b>	<b>221.8</b>	<b>184.5</b>	<b>167.9</b>



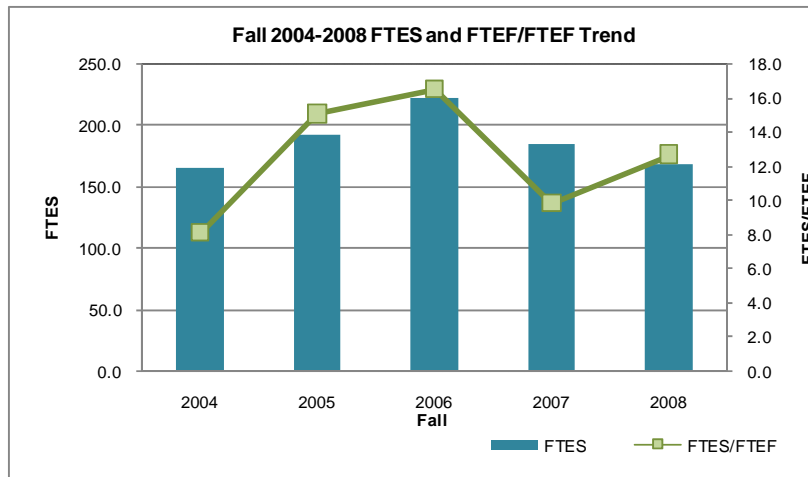
\*Does not include faculty and students in capacity building programs.

Source: Fall 2003-2005 and 2008 from LACCD Office of Institutional Research and Information (<http://research.laccd.edu/instructional-staffing/index.htm>).  
Fall 2006-2007 from Business Warehouse (BW) Sections by Department (i21) and Sections by Discipline (i22) Reports.

# FALL 2004-2008 EFFICIENCY

## HEALTH SCIENCES

Health Sciences Division	FTES per FACULTY FTE				
	2004	2005	2006	2007	2008
EMERG DEPT ASST	24.6	21.7	19.4	15.6	23.4
NURSING*	7.5	14.6	16.3	9.6	12.0
<b>Division Total</b>	<b>8.1</b>	<b>15.0</b>	<b>16.4</b>	<b>9.8</b>	<b>12.6</b>
<b>COLLEGE AVERAGE</b>					<b>18.9</b>



Health Sciences Division	Class Size				
	2004	2005	2006	2007	2008
EMERG DEPT ASST	40.9	37.9	34.0	31.3	41.0
NURSING*	11.5	12.4	13.3	16.7	20.0
<b>Division Total</b>	<b>13.5</b>	<b>25.0</b>	<b>27.4</b>	<b>16.0</b>	<b>21.1</b>
<b>COLLEGE AVERAGE</b>					<b>37.6</b>

\*Does not include faculty and students in capacity building programs.

Source: Fall 2003-2005 and 2008 from LACCD Office of Institutional Research and Information (<http://research.laccd.edu/instructional-staffing/index.htm>).  
Fall 2006-2007 from Business Warehouse (BW) Sections by Department (i21) and Sections by Discipline (i22) Reports.