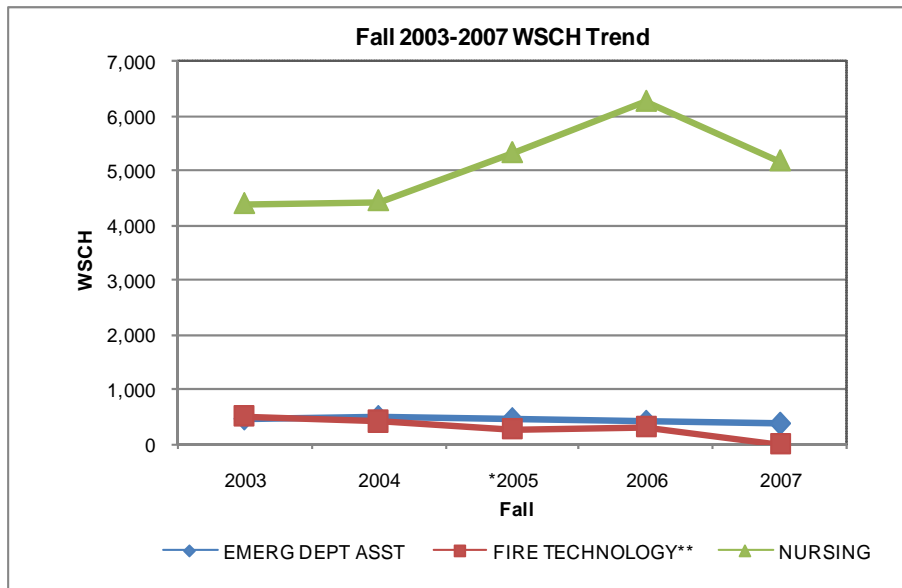


FALL 2003-2007 EFFICIENCY

HEALTH SCIENCES

Health Sciences Division	WEEKLY STUDENT CONTACT HOURS				
	2003	2004	*2005	2006	2007
EMERG DEPT ASST	457	491	455	409	376
<i>Annual % Change</i>		7.4%	-7.3%	-10.0%	-8.1%
FIRE TECHNOLOGY**	500	404	262	313	n/a
<i>Annual % Change</i>		-19.2%	-35.1%	19.5%	
NURSING	4,377	4,429	5,308	6,246	5,159
<i>Annual % Change</i>		12%	19.8%	17.7%	-17.4%
Division Total	5,333	5,325	6,026	6,969	5,535



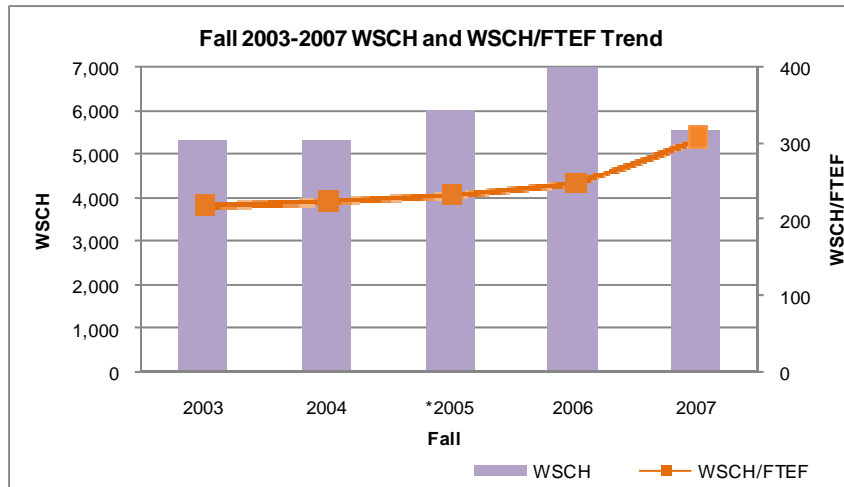
Health Sciences Division	FACULTY (FULL-TIME EQUIVALENTS)						
	2003	2004	*2005	2006	R 07	H 07	2007
EMERG DEPT ASST	0.78	0.67	0.70	0.70	0.00	0.67	0.67
FIRE TECHNOLOGY**	1.00	1.00	1.00	1.00	n/a	n/a	n/a
NURSING	22.70	21.66	23.80	26.10	7.50	9.70	17.20
Division Total	23.90	23.30	25.50	27.80	7.50	10.37	17.87

Health Sciences Division	WSCH per FACULTY FTE				
	2003	2004	*2005	2006	2007
EMERG DEPT ASST	587	736	682	613	563
FIRE TECHNOLOGY**	500	404	262	313	n/a
NURSING	198	205	223	239	300
Division Total	223	228	236	251	310
COLLEGE AVERAGE	463				
STATE TARGET	525				

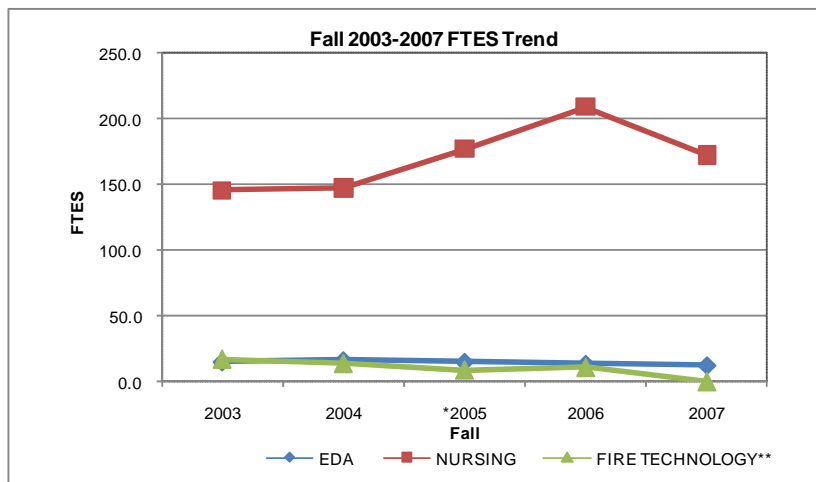
*Fall 2005 may include PACE. **Department moved to Social and Behavioral Sciences Division in Fall 2007.
 Source: Fall 2003-2005 from LACCD Office of Institutional Research and Information (<http://research.laccd.edu/instructional-staffing/index.htm>).
 Fall 2006-2007 from Business Warehouse (BW) Sections by Department (i21) and Sections by Discipline (i22) Reports.

FALL 2003-2007 EFFICIENCY

HEALTH SCIENCES



Health Sciences Division	FULL-TIME EQUIVALENT STUDENT				
	2003	2004	*2005	2006	2007
EMERG DEPT ASST	15.2	16.4	15.2	13.6	12.5
<i>Annual % Change</i>		7.4%	-7.3%	-10.0%	-8.1%
FIRE TECHNOLOGY**	16.7	13.5	8.7	10.4	n/a
<i>Annual % Change</i>		-19.2%	-35.1%	19.5%	
NURSING	145.9	147.6	176.9	208.2	172.0
<i>Annual % Change</i>		12%	19.8%	17.7%	-17.4%
Division Total	177.8	177.5	200.9	232.3	184.5



*Fall 2005 may include PACE. **Department moved to Social and Behavioral Sciences Division in Fall 2007.

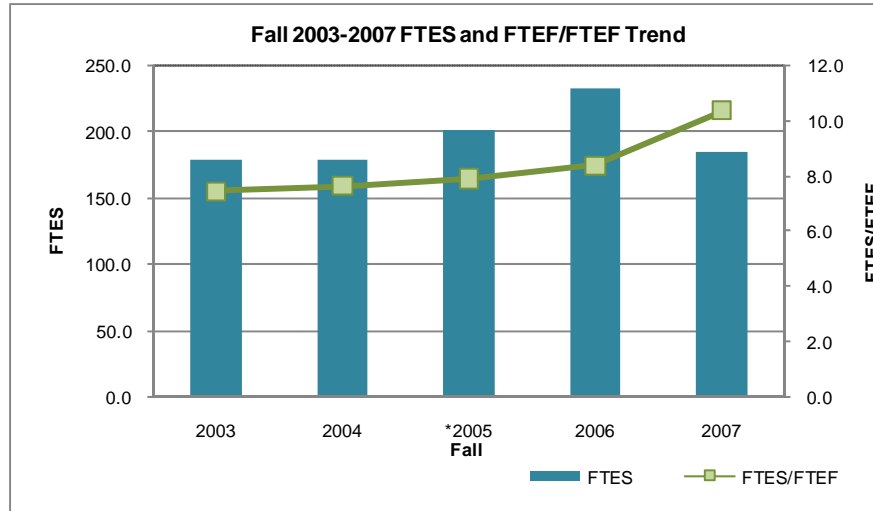
Source: Fall 2003-2005 from LACCD Office of Institutional Research and Information (<http://research.laccd.edu/instructional-staffing/index.htm>).

Fall 2006-2007 from Business Warehouse (BW) Sections by Department (i21) and Sections by Discipline (i22) Reports.

FALL 2003-2007 EFFICIENCY

HEALTH SCIENCES

Health Sciences Division	FTES per FACULTY FTE				
	2003	2004	*2005	2006	2007
EMERG DEPT ASST	19.5	24.5	21.7	19.5	18.8
FIRE TECHNOLOGY**	16.7	13.5	8.7	10.4	n/a
NURSING	6.4	6.8	7.4	8.0	10.0
Division Total	7.4	7.6	7.9	8.4	10.3
COLLEGE AVERAGE					15.4



Health Sciences Division	Class Size				
	2003	2004	*2005	2006	2007
EMERG DEPT ASST	32.6	40.9	37.9	34.0	31.3
FIRE TECHNOLOGY**	33.3	27.0	17.5	20.9	n/a
NURSING	11.3	11.5	12.4	13.3	16.7
Division Total	12.8	12.9	13.2	16.1	17.2
COLLEGE AVERAGE					31.2

*Fall 2005 may include PACE. **Department moved to Social and Behavioral Sciences Division in Fall 2007.
 Source: Fall 2003-2005 from LACCD Office of Institutional Research and Information (<http://research.laccd.edu/instructional-staffing/index.htm>).
 Fall 2006-2007 from Business Warehouse (BW) Sections by Department (i21) and Sections by Discipline (i22) Reports.