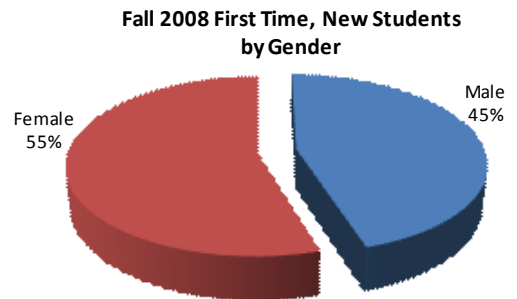


# SPECIAL PROGRAMS AND POPULATIONS

## FIRST TIME—NEW ENTERING STUDENTS

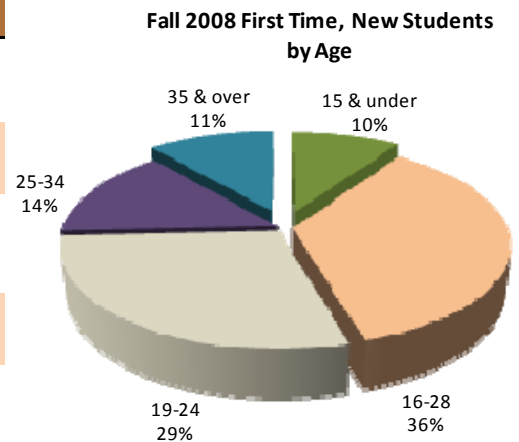
### Gender

GENDER	Fall				
	2004	2005	2006	2007	2008
Male	1,151 40.2%	1,239 40.7%	1,417 44.3%	1,550 42.8%	1,646 45.3%
Female	1,711 59.8%	1,804 59.3%	1,784 55.7%	2,071 57.2%	1,985 54.7%
<b>TOTAL</b>	<b>2,862</b> 100.0%	<b>3,043</b> 100.0%	<b>3,201</b> 100.0%	<b>3,621</b> 100.0%	<b>3,631</b> 100.0%



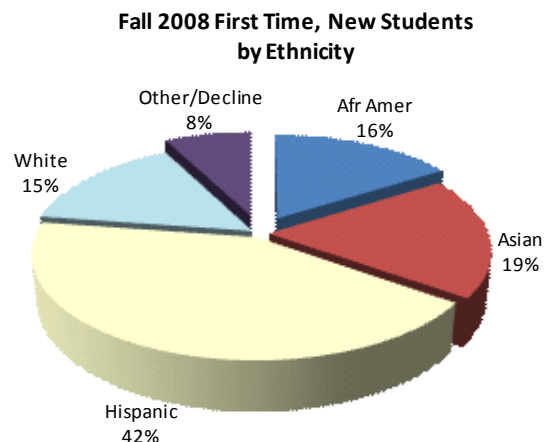
### Age

AGE	Fall				
	2004	2005	2006	2007	2008
15 and under	268 9.4%	318 10.5%	352 11.0%	348 9.6%	347 9.6%
16-18	1,122 39.2%	1,214 39.9%	1,338 41.8%	1,510 41.7%	1,305 35.9%
19-24	779 27.2%	803 26.4%	839 26.2%	955 26.4%	1,043 28.7%
25-34	375 13.1%	391 12.8%	364 11.4%	430 11.9%	527 14.5%
35 and over	318 11.1%	317 10.4%	308 9.6%	378 10.4%	409 11.3%
<b>TOTAL</b>	<b>2,862</b> 100.0%	<b>3,043</b> 100.0%	<b>3,201</b> 100.0%	<b>3,621</b> 100.0%	<b>3,631</b> 100.0%



### Ethnicity

ETHNICITY	Fall				
	2004	2005	2006	2007	2008
African Amer	478 16.7%	538 17.7%	536 16.7%	706 19.5%	580 16.0%
Asian	505 17.6%	556 18.3%	600 18.7%	686 18.9%	684 18.8%
Hispanic	1,192 41.6%	1,264 41.5%	1,395 43.6%	1,479 40.8%	1,544 42.5%
White	493 17.2%	491 16.1%	458 14.3%	490 13.5%	548 15.1%
Other/Decline	194 6.8%	194 6.4%	212 6.6%	260 7.2%	275 7.6%
<b>TOTAL</b>	<b>2,862</b> 100.0%	<b>3,043</b> 100.0%	<b>3,201</b> 100.0%	<b>3,621</b> 100.0%	<b>3,631</b> 100.0%



Source: LACCD Office of Institutional Research and Information (Term File, May 15, 2009).  
 Figures may vary slightly from census counts due to different extraction dates.

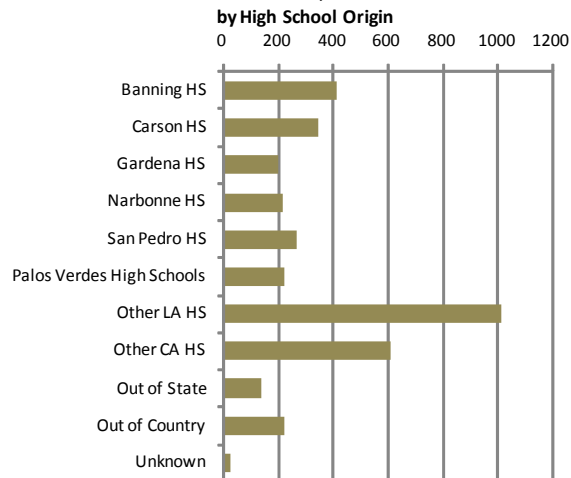
# SPECIAL PROGRAMS AND POPULATIONS

## FIRST TIME—NEW ENTERING STUDENTS

### High School Origin

HIGH SCHOOL ORIGIN	FALL				
	2004	2005	2006	2007	2008
Banning	320 11.2%	356 11.7%	362 11.3%	439 12.1%	411 11.3%
Carson	284 9.9%	311 10.2%	335 10.5%	379 10.5%	342 9.4%
Gardena	151 5.3%	130 4.3%	136 4.2%	159 4.4%	195 5.4%
Narbonne	192 6.7%	204 6.7%	225 7.0%	242 6.7%	213 5.9%
San Pedro	229 8.0%	237 7.8%	292 9.1%	309 8.5%	266 7.3%
Palos Verdes High Schools	108 3.8%	119 3.9%	131 4.1%	123 3.4%	218 6.0%
Other LA HS	737 25.8%	774 25.4%	784 24.5%	887 24.5%	1009 27.8%
Other California High Schools	533 18.6%	579 19.0%	578 18.1%	707 19.5%	605 16.7%
Out of State HS	113 3.9%	122 4.0%	130 4.1%	130 3.6%	132 3.6%
Out of Country	163 5.7%	173 5.7%	199 6.2%	215 5.9%	220 6.1%
Unknown	32 1.1%	38 1.2%	29 0.9%	31 0.9%	20 0.6%
<b>TOTAL</b>	<b>2,862</b> 100.0%	<b>3,043</b> 100.0%	<b>3,201</b> 100.0%	<b>3,621</b> 100.0%	<b>3,631</b> 100.0%

Fall 2008 First Time, New Students



Source: LACCD Office of Institutional Research and Information (Term File, May 15, 2009).  
 Figures may vary slightly from census counts due to different extraction dates.