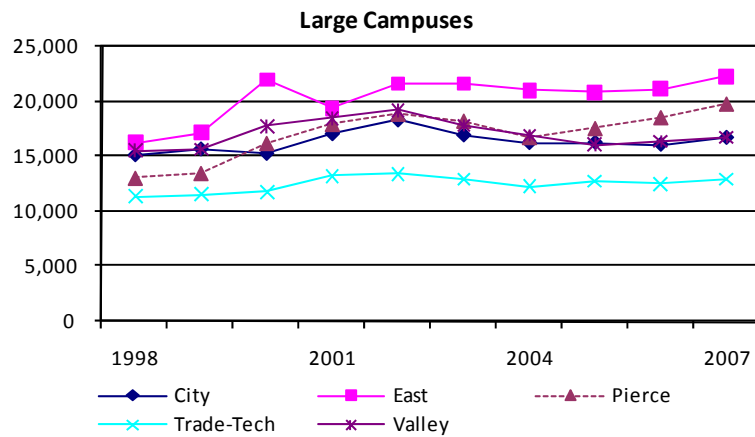
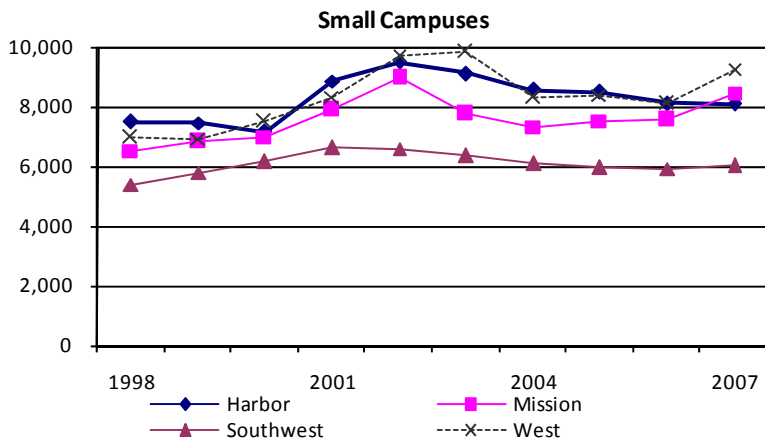


STUDENT ENROLLMENT

FALL UNDUPLICATED HEADCOUNT

Fall Semester, Credit Enrollment



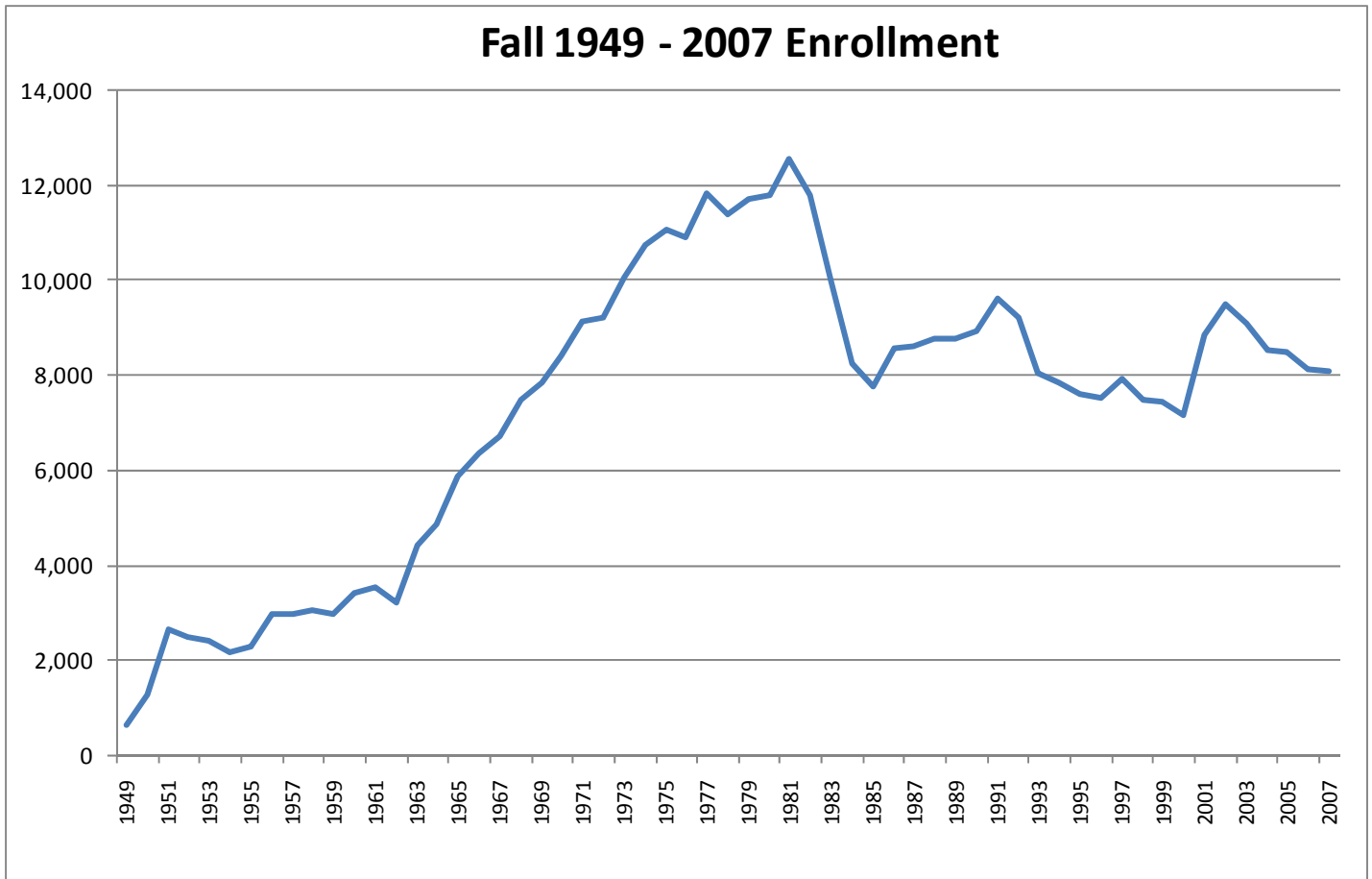
	Fall									
	1998	1999	2000	2001	2002	2003	2004	2005	2006	2007
Harbor	7,494	7,450	7,151	8,855	9,469	9,102	8,542	8,473	8,111	8,086
Mission	6,528	6,844	6,979	7,875	8,966	7,749	7,328	7,525	7,540	8,457
Southwest	5,391	5,800	6,135	6,616	6,600	6,353	6,107	5,935	5,931	6,034
West	6,955	6,927	7,499	8,313	9,718	9,804	8,305	8,390	8,088	9,261
Sub Total	26,368	27,021	27,764	31,659	34,753	33,008	30,282	30,323	29,670	31,838
Average	6,592	6,755	6,941	7,915	8,688	8,252	7,571	7,581	7,418	7,960
City	15,141	15,685	15,271	17,095	18,372	16,983	16,268	16,306	16,119	16,757
East	16,197	17,169	21,951	19,373	21,629	21,596	20,973	20,813	21,109	22,287
Pierce	13,082	13,515	16,233	17,954	18,874	18,241	16,764	17,575	18,556	19,782
Trade-Tech	11,383	11,603	11,828	13,250	13,437	12,935	12,307	12,757	12,519	12,973
Valley	15,523	15,666	17,803	18,487	19,275	17,865	16,920	16,111	16,376	16,736
Sub Total	71,326	73,638	83,086	86,159	91,587	87,620	83,232	83,562	84,679	88,535
Average	14,265	14,728	16,617	17,232	18,317	17,524	16,646	16,712	16,936	17,707
ITV	1,471	1,416	1,305	1,615	1,673	1,813	1,167	816	428	474
Total	99,165	102,075	112,155	119,433	128,013	122,441	114,681	114,701	114,777	120,847

Source: LACCD Attendance Accounting and Census Data Warehouse (CEN_Rdb).

STUDENT ENROLLMENT

FALL UNDUPLICATED HEADCOUNT

1949 to 2007



Source: LACCD Attendance Accounting and Census Data Warehouse (CEN_Rdb).