

How Often Bookstore

		Frequency	Percent	Valid Percent	Cumulative Percent
Valid	Multiple Times	1796	70.2	70.5	70.5
	Once a Semester	519	20.3	20.4	90.8
	Once Ever	157	6.1	6.2	97.0
	Never	77	3.0	3.0	100.0
	Total	2549	99.7	100.0	
Missing	System	8	.3		
Total		2557	100.0		

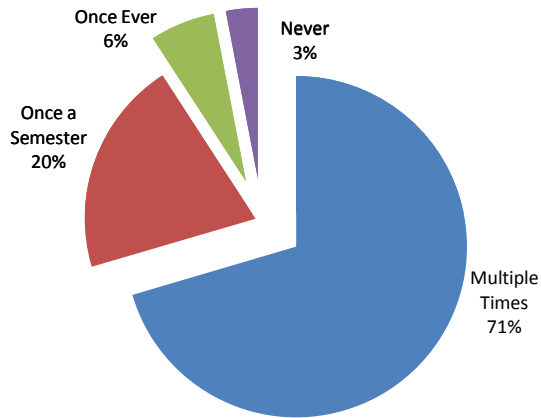
Availability Bookstore

		Frequency	Percent	Valid Percent	Cumulative Percent
Valid	Available	1915	74.9	75.2	75.2
	Usually	533	20.8	20.9	96.2
	Not	48	1.9	1.9	98.1
	Not	49	1.9	1.9	100.0
	Total	2545	99.5	100.0	
Missing	System	12	.5		
Total		2557	100.0		

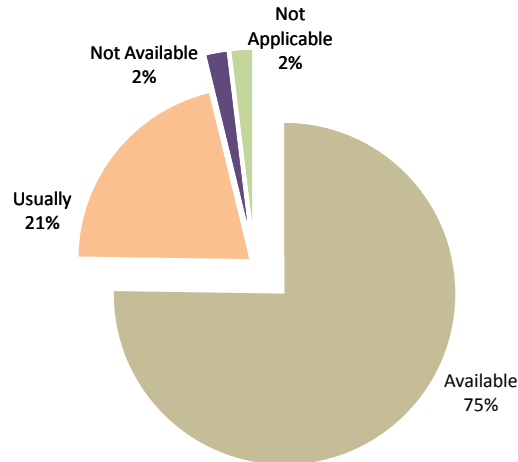
Satisfied Bookstore

		Frequency	Percent	Valid Percent	Cumulative Percent
Valid	Very Satisfied	1119	43.8	44.0	44.0
	Satisfied	1174	45.9	46.1	90.1
	Dissatisfied	186	7.3	7.3	97.4
	Not Applicable	65	2.5	2.6	100.0
	Total	2544	99.5	100.0	
Missing	System	13	.5		
Total		2557	100.0		

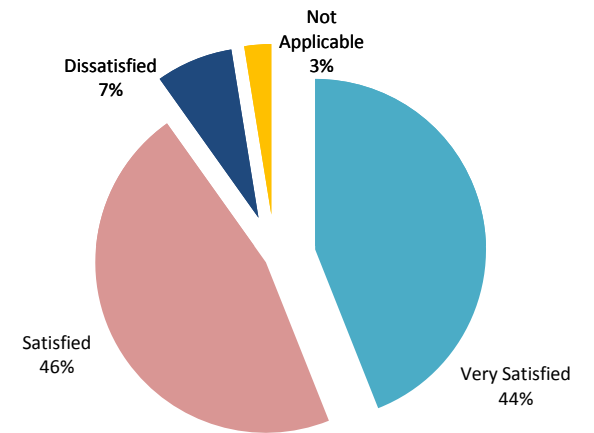
How Often Have You Used the Bookstore



Availability of the Bookstore



Satisfaction with the Bookstore



How Often Bus Ofc

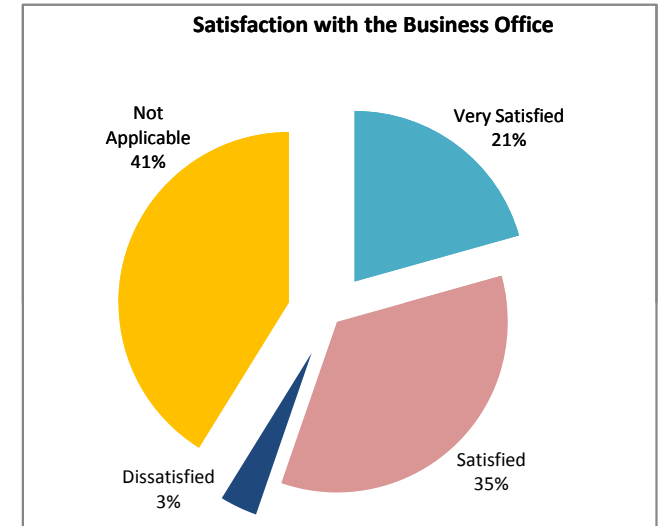
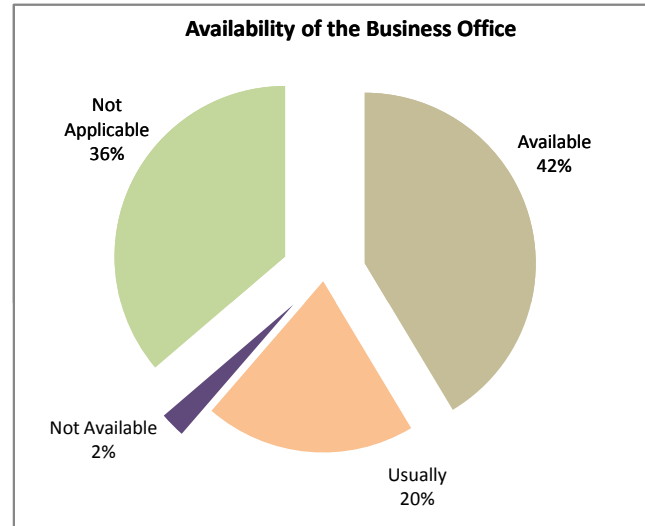
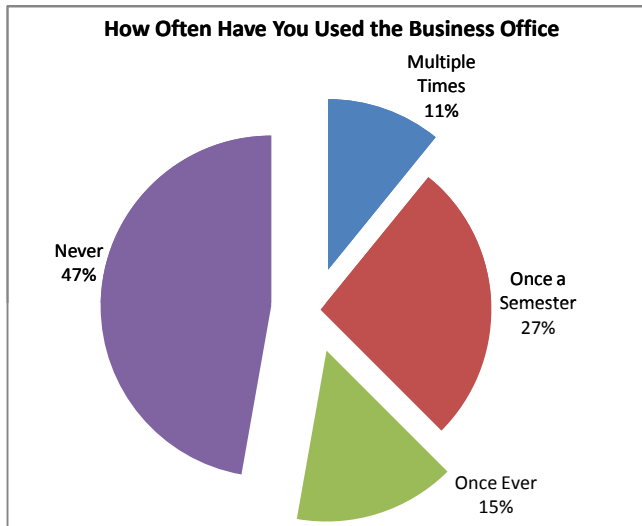
	Frequency	Percent	Valid Percent	Cumulative Percent
Valid Multiple Times	274	10.7	10.9	10.9
Once a Semester	673	26.3	26.7	37.5
Once Ever	386	15.1	15.3	52.8
Never	1192	46.6	47.2	100.0
Total	2525	98.7	100.0	
Missing System	32	1.3		
Total	2557	100.0		

Availability Bus Ofc

	Frequency	Percent	Valid Percent	Cumulative Percent
Valid Available	1037	40.6	41.4	41.4
Usually	500	19.6	20.0	61.4
Not Available	60	2.3	2.4	63.8
Not Applicable	908	35.5	36.2	100.0
Total	2505	98.0	100.0	
Missing System	52	2.0		
Total	2557	100.0		

Satisfied Bus Ofc

	Frequency	Percent	Valid Percent	Cumulative Percent
Valid Very Satisfied	518	20.3	20.6	20.6
Satisfied	870	34.0	34.7	55.3
Dissatisfied	89	3.5	3.5	58.8
Not Applicable	1033	40.4	41.2	100.0
Total	2510	98.2	100.0	
Missing System	47	1.8		
Total	2557	100.0		



**LHC Supplemental Questions
RESULTS - CAREER/TRANSFER CENTER**

How Often Career/Trans Cntr

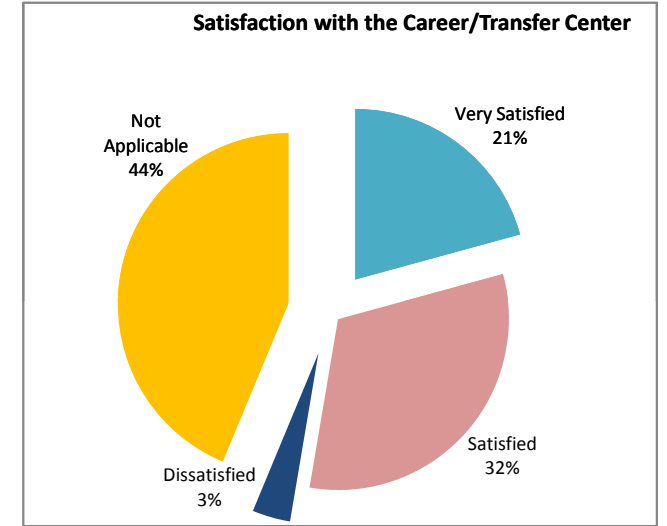
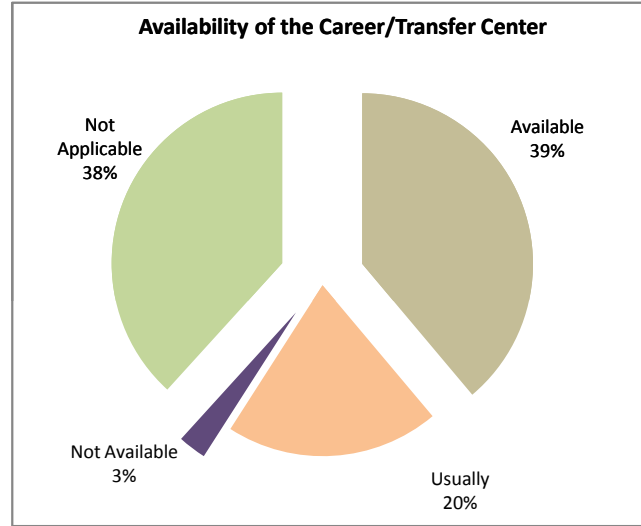
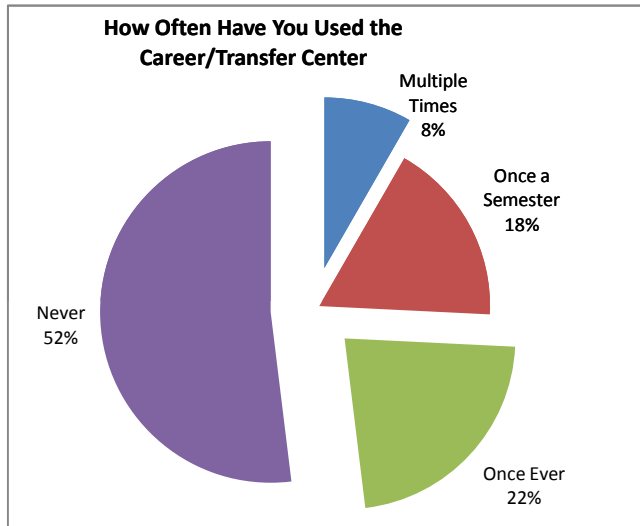
	Frequency	Percent	Valid Percent	Cumulative Percent
Valid Multiple Times	210	8.2	8.3	8.3
Once a Semester	442	17.3	17.5	25.8
Once Ever	565	22.1	22.3	48.1
Never	1314	51.4	51.9	100.0
Total	2531	99.0	100.0	
Missing System	26	1.0		
Total	2557	100.0		

Availability Career/Trans Cntr

	Frequency	Percent	Valid Percent	Cumulative Percent
Valid Available	975	38.1	38.9	38.9
Usually	507	19.8	20.2	59.1
Not Available	67	2.6	2.7	61.8
Not Applicable	959	37.5	38.2	100.0
Total	2508	98.1	100.0	
Missing System	49	1.9		
Total	2557	100.0		

Satisfied Career/Trans Cntr

	Frequency	Percent	Valid Percent	Cumulative Percent
Valid Very Satisfied	520	20.3	20.7	20.7
Satisfied	802	31.4	32.0	52.7
Dissatisfied	91	3.6	3.6	56.3
Not Applicable	1097	42.9	43.7	100.0
Total	2510	98.2	100.0	
Missing System	47	1.8		
Total	2557	100.0		



**LAHC Supplemental Questions
RESULTS - COMPUTER LABS**

How Often Comp Labs

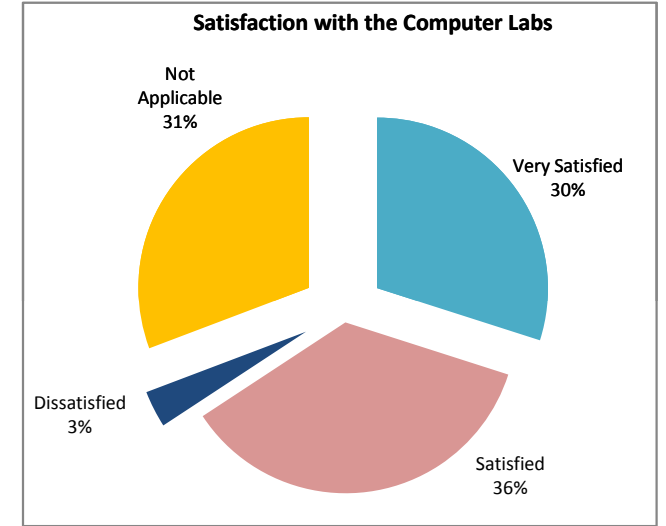
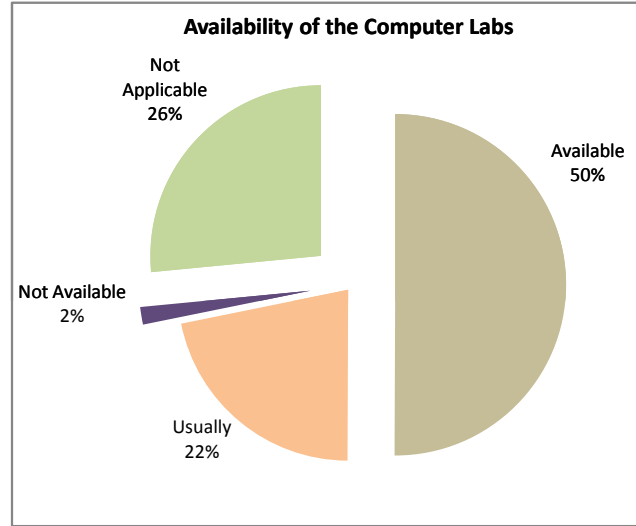
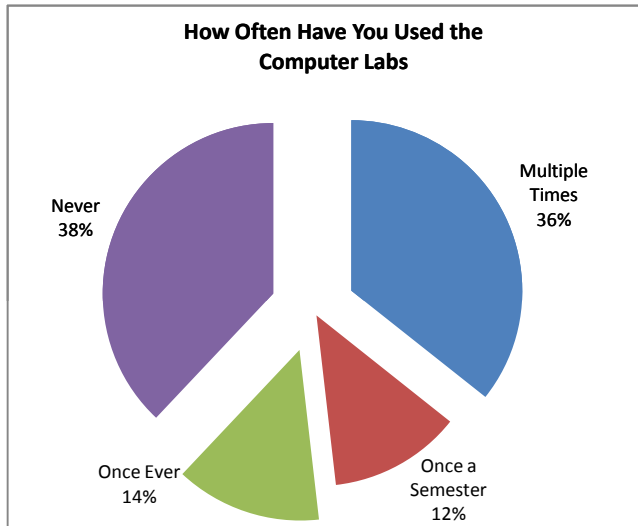
		Frequency	Percent	Valid Percent	Cumulative Percent
Valid	Multiple Times	903	35.3	35.7	35.7
	Once a Semester	317	12.4	12.5	48.2
	Once Ever	351	13.7	13.9	62.0
	Never	961	37.6	38.0	100.0
	Total	2532	99.0	100.0	
Missing	System	25	1.0		
Total		2557	100.0		

Availability Comp Labs

		Frequency	Percent	Valid Percent	Cumulative Percent
Valid	Available	1258	49.2	50.1	50.1
	Usually	547	21.4	21.8	71.8
	Not Available	42	1.6	1.7	73.5
	Not Applicable	666	26.0	26.5	100.0
	Total	2513	98.3	100.0	
Missing	System	44	1.7		
Total		2557	100.0		

Satisfied Comp Labs

		Frequency	Percent	Valid Percent	Cumulative Percent
Valid	Very Satisfied	755	29.5	29.9	29.9
	Satisfied	905	35.4	35.9	65.8
	Dissatisfied	88	3.4	3.5	69.3
	Not Applicable	776	30.3	30.7	100.0
	Total	2524	98.7	100.0	
Missing	System	33	1.3		
Total		2557	100.0		



**LHC Supplemental Questions
RESULTS - FOOD SERVICES**

How Often Food Svcs

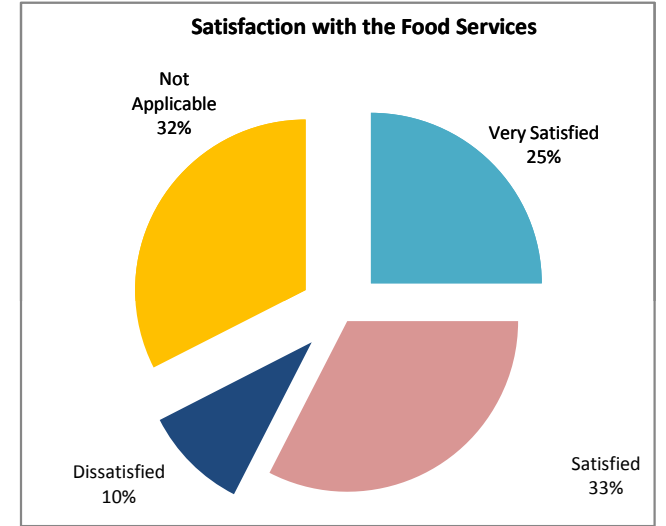
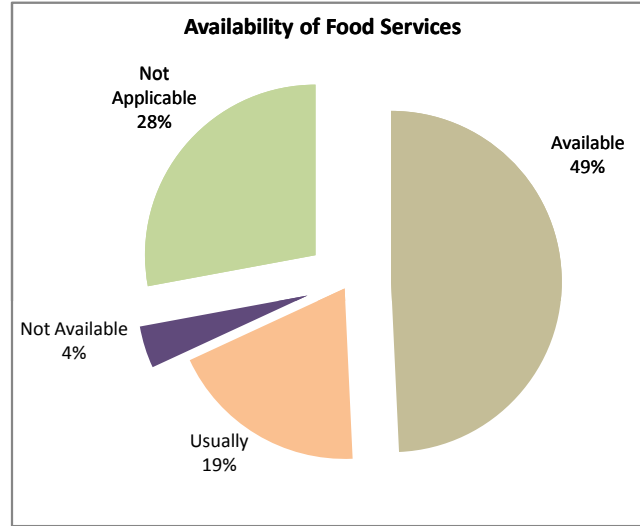
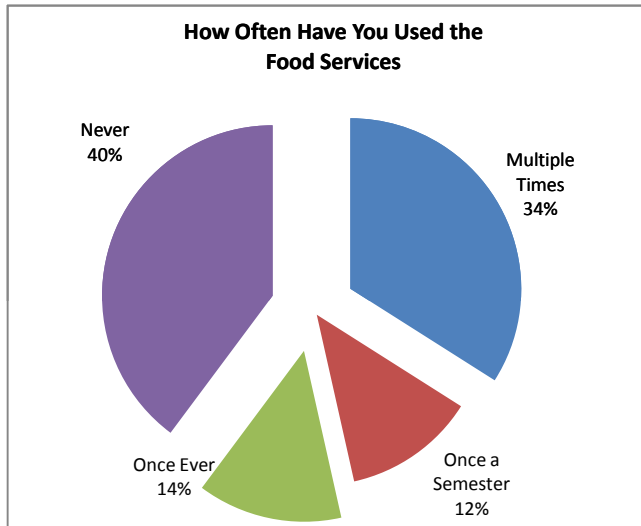
	Frequency	Percent	Valid Percent	Cumulative Percent
Valid Multiple Times	860	33.6	34.0	34.0
Once a Semester	316	12.4	12.5	46.5
Once Ever	347	13.6	13.7	60.2
Never	1006	39.3	39.8	100.0
Total	2529	98.9	100.0	
Missing System	28	1.1		
Total	2557	100.0		

Availability Food Svcs

	Frequency	Percent	Valid Percent	Cumulative Percent
Valid Available	1242	48.6	49.3	49.3
Usually	475	18.6	18.8	68.1
Not Available	101	3.9	4.0	72.1
Not Applicable	703	27.5	27.9	100.0
Total	2521	98.6	100.0	
Missing System	36	1.4		
Total	2557	100.0		

Satisfied Food Svcs

	Frequency	Percent	Valid Percent	Cumulative Percent
Valid Very Satisfied	629	24.6	25.0	25.0
Satisfied	819	32.0	32.6	57.6
Dissatisfied	250	9.8	9.9	67.5
Not Applicable	818	32.0	32.5	100.0
Total	2516	98.4	100.0	
Missing System	41	1.6		
Total	2557	100.0		



**LHC Supplemental Questions
RESULTS - HEALTH CENTER**

How Often Health Cntr

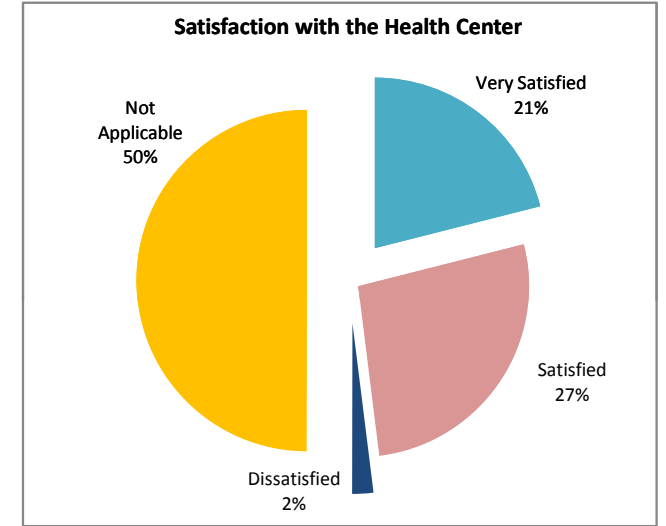
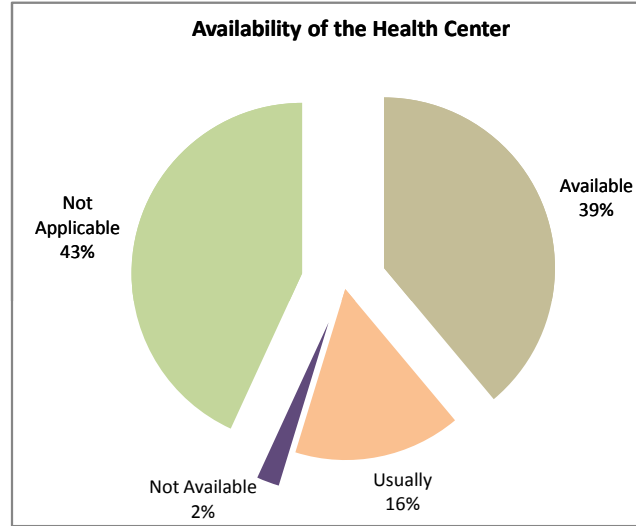
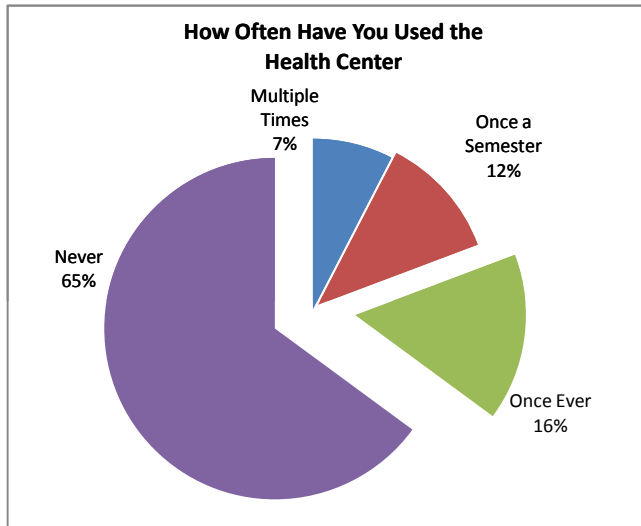
	Frequency	Percent	Valid Percent	Cumulative Percent
Valid Multiple Times	192	7.5	7.6	7.6
Once a Semester	295	11.5	11.7	19.2
Once Ever	401	15.7	15.8	35.1
Never	1643	64.3	64.9	100.0
Total	2531	99.0	100.0	
Missing System	26	1.0		
Total	2557	100.0		

Availability Health Cntr

	Frequency	Percent	Valid Percent	Cumulative Percent
Valid Available	975	38.1	38.9	38.9
Usually	397	15.5	15.8	54.7
Not Available	53	2.1	2.1	56.9
Not Applicable	1081	42.3	43.1	100.0
Total	2506	98.0	100.0	
Missing System	51	2.0		
Total	2557	100.0		

Satisfied Health Cntr

	Frequency	Percent	Valid Percent	Cumulative Percent
Valid Very Satisfied	526	20.6	21.0	21.0
Satisfied	676	26.4	27.0	48.0
Dissatisfied	50	2.0	2.0	50.0
Not Applicable	1250	48.9	50.0	100.0
Total	2502	97.8	100.0	
Missing System	55	2.2		
Total	2557	100.0		



How Often Library

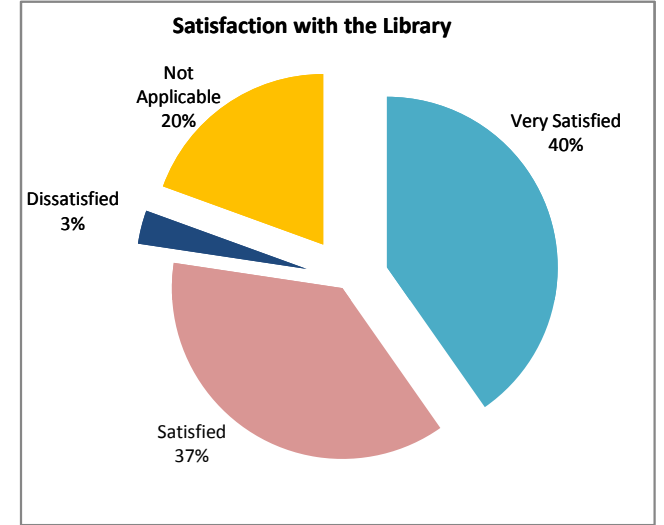
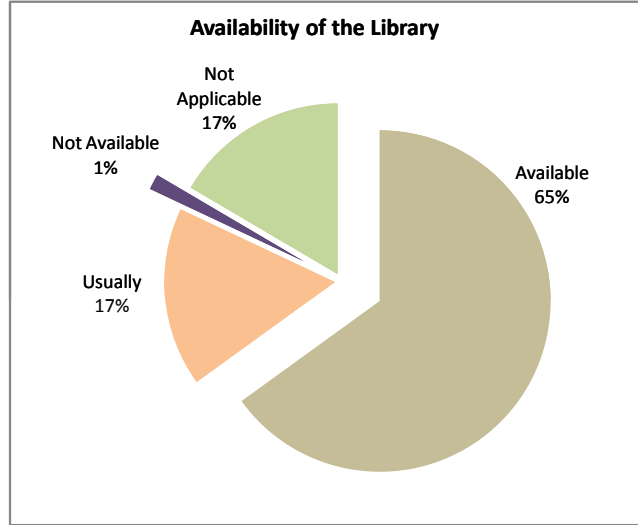
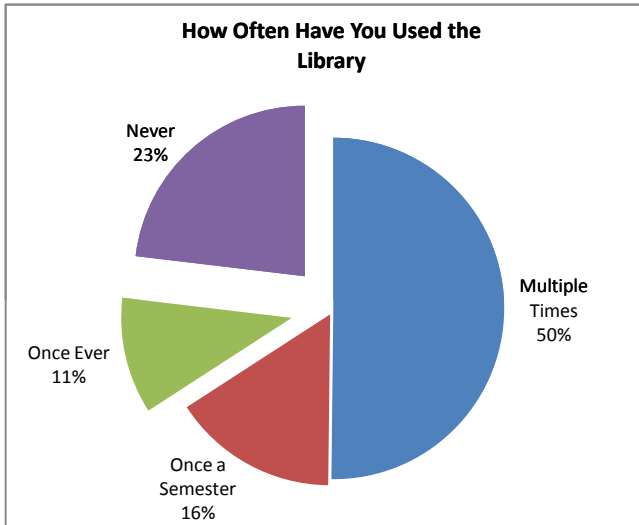
	Frequency	Percent	Valid Percent	Cumulative Percent
Valid Multiple Times	1278	50.0	50.2	50.2
Once a Semester	399	15.6	15.7	65.9
Once Ever	281	11.0	11.0	76.9
Never	588	23.0	23.1	100.0
Total	2546	99.6	100.0	
Missing System	11	.4		
Total	2557	100.0		

Availability Library

	Frequency	Percent	Valid Percent	Cumulative Percent
Valid Available	1645	64.3	65.0	65.0
Usually	429	16.8	17.0	82.0
Not Available	37	1.4	1.5	83.5
Not Applicable	418	16.3	16.5	100.0
Total	2529	98.9	100.0	
Missing System	28	1.1		
Total	2557	100.0		

Satisfied Library

	Frequency	Percent	Valid Percent	Cumulative Percent
Valid Very Satisfied	1015	39.7	40.3	40.3
Satisfied	935	36.6	37.1	77.4
Dissatisfied	80	3.1	3.2	80.6
Not Applicable	490	19.2	19.4	100.0
Total	2520	98.6	100.0	
Missing System	37	1.4		
Total	2557	100.0		



**LABC Supplemental Questions
RESULTS - LIFE SKILLS CENTER**

How Often Life Skills Cntr

	Frequency	Percent	Valid Percent	Cumulative Percent
Valid Multiple Times	187	7.3	7.4	7.4
Once a Semester	237	9.3	9.4	16.8
Once Ever	305	11.9	12.1	28.8
Never	1799	70.4	71.2	100.0
Total	2528	98.9	100.0	
Missing System	29	1.1		
Total	2557	100.0		

Availability Life Skills Cntr

	Frequency	Percent	Valid Percent	Cumulative Percent
Valid Available	826	32.3	33.0	33.0
Usually	371	14.5	14.8	47.9
Not Available	48	1.9	1.9	49.8
Not Applicable	1255	49.1	50.2	100.0
Total	2500	97.8	100.0	
Missing System	57	2.2		
Total	2557	100.0		

Satisfied Life Skills Cntr

	Frequency	Percent	Valid Percent	Cumulative Percent
Valid Very Satisfied	427	16.7	17.0	17.0
Satisfied	603	23.6	24.1	41.1
Dissatisfied	56	2.2	2.2	43.3
Not Applicable	1421	55.6	56.7	100.0
Total	2507	98.0	100.0	
Missing System	50	2.0		
Total	2557	100.0		

