

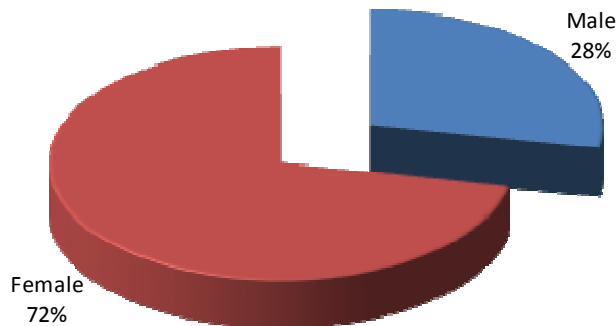
SPECIAL PROGRAMS AND POPULATIONS

EOP&S

Gender

GENDER	03-04	04-05	05-06	06-07	07-08
Male	147 25.0%	150 22.6%	186 26.1%	197 27.8%	207 28.1%
Female	441 75.0%	515 77.4%	527 73.9%	511 72.2%	529 71.9%
Total	588 100.0%	665 100.0%	713 100.0%	708 100.0%	736 100.0%

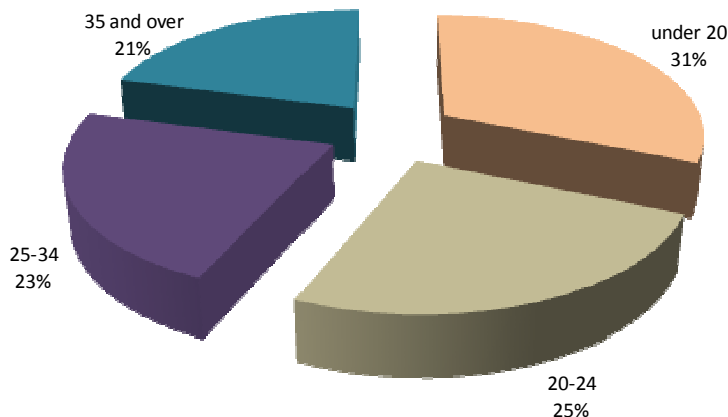
2007-08 EOPS Unduplicated Count by Gender



Age

AGE	03-04	04-05	05-06	06-07	07-08
under 20	103 17.5%	100 15.0%	147 20.6%	181 25.6%	231 31.4%
20-24	164 27.9%	195 29.3%	194 27.2%	184 26.0%	185 25.1%
25-34	159 27.0%	188 28.3%	194 27.2%	180 25.4%	167 22.7%
35 and over	162 27.6%	182 27.4%	178 25.0%	163 23.0%	153 20.8%
Total	588 100.0%	665 100.0%	713 100.0%	708 100.0%	736 100.0%

2007-08 EOPS Unduplicated Count by Age



Source: LAHC EOP&S Office and LACCD Student Information System (SIS).

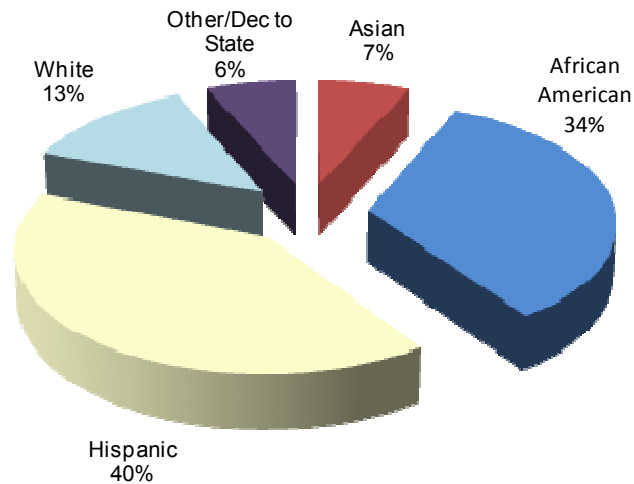
SPECIAL PROGRAMS AND POPULATIONS

EOP&S

Ethnicity

ETHNICITY	03-04	04-05	05-06	06-07	07-08
Asian	170 25.6%	51 7.2%	71 10.0%	64 9.0%	49 6.7%
African American	36 5.4%	179 25.1%	200 28.2%	216 30.5%	248 33.7%
Hispanic	260 39.1%	288 40.4%	304 42.9%	302 42.7%	298 40.5%
White	72 10.8%	106 14.9%	91 12.9%	83 11.7%	93 12.6%
Other/Decline to State	50 7.5%	41 5.8%	47 6.6%	43 6.1%	48 6.5%
Total	588 88.4%	665 93.3%	713 100.7%	708 100.0%	736 100.0%

2007-08 EOPS Unduplicated Count by Ethnicity



Source: LAHC EOP&S Office and LACCD Student Information System (SIS).