

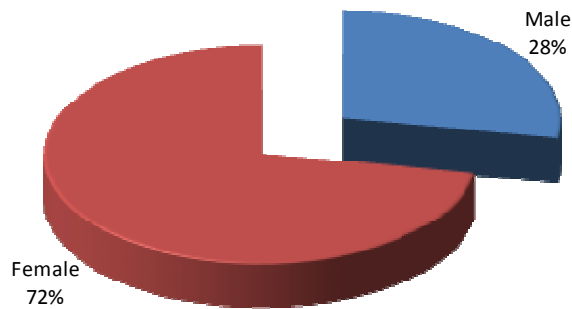
SPECIAL PROGRAMS AND POPULATIONS

EOP&S

Gender

GENDER	02-03	03-04	04-05	05-06	06-07
Male	246 26.8%	147 25.0%	150 22.6%	186 26.1%	197 27.8%
Female	673 73.2%	441 75.0%	515 77.4%	527 73.9%	511 72.2%
Total	919 100.0%	588 100.0%	665 100.0%	713 100.0%	708 100.0%

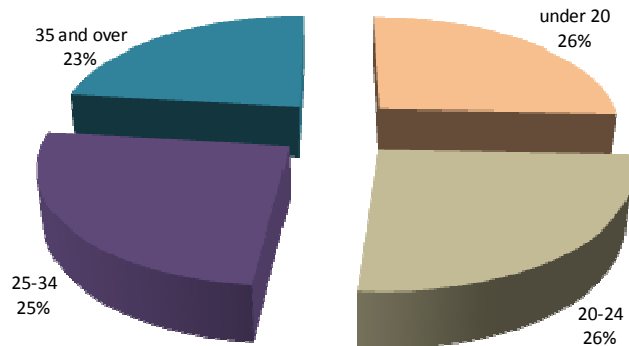
2006-07 EOPS Unduplicated Count by Gender



Age

AGE	02-03	03-04	04-05	05-06	06-07
under 20	106 11.5%	103 17.5%	100 15.0%	147 20.6%	181 25.6%
20-24	290 31.6%	164 27.9%	195 29.3%	194 27.2%	184 26.0%
25-34	258 28.1%	159 27.0%	188 28.3%	194 27.2%	180 25.4%
35 and over	265 28.8%	162 27.6%	182 27.4%	178 25.0%	163 23.0%
Total	919 100.0%	588 100.0%	665 100.0%	713 100.0%	708 100.0%

2006-07 EOPS Unduplicated Count by Age



Source: LAHC EOP&S Office and LACCD Student Information System (SIS).

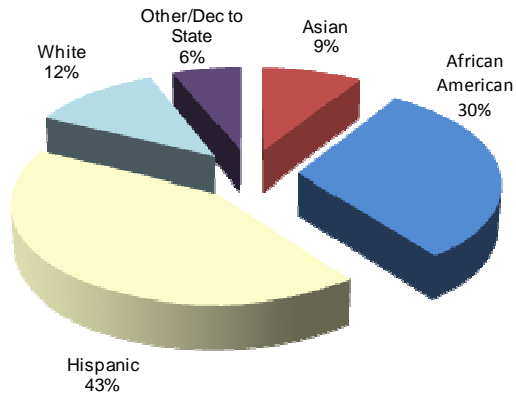
SPECIAL PROGRAMS AND POPULATIONS

EOP&S

Ethnicity

ETHNICITY	02-03	03-04	04-05	05-06	06-07
Asian	243 41.3%	170 28.9%	51 7.7%	71 10.0%	64 9.0%
African American	52 8.8%	36 6.1%	179 26.9%	200 28.1%	216 30.3%
Hispanic	419 71.3%	260 44.2%	288 43.3%	304 42.6%	302 42.4%
White	132 22.4%	72 12.2%	106 15.9%	91 12.8%	83 11.6%
Other/Decline to State	73 12.4%	50 8.5%	41 6.2%	47 6.6%	43 6.0%
Total	919 156.3%	588 100.0%	665 100.0%	713 100.0%	708 99.3%

2006-07 EOPS Unduplicated Count by Ethnicity



Source: LAHC EOP&S Office and LACCD Student Information System (SIS).