

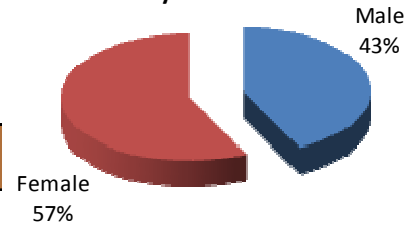
SPECIAL PROGRAMS AND POPULATIONS

SPECIAL PROGRAMS AND SERVICES

Gender

GENDER	03-04	04-05	05-06	06-07	07-08
Male	196	215	204	205	208
	38.0%	38.9%	40.2%	39.6%	42.6%
Female	320	337	303	313	280
	62.0%	61.1%	59.8%	60.4%	57.4%
Total	516	552	507	518	488
	100.0%	100.0%	100.0%	100.0%	100.0%

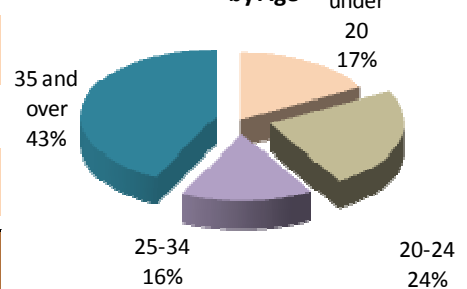
2007-08 DSPTS Unduplicated Count by Gender



Age

AGE	03-04	04-05	05-06	06-07	07-08
under 20	27	68	69	74	84
	5.2%	12.3%	13.6%	14.3%	17.2%
20-24	89	101	100	120	118
	17.2%	18.3%	19.7%	23.2%	24.2%
25-34	138	120	110	90	78
	26.7%	21.7%	21.7%	18.0%	16.0%
35 and over	262	263	228	234	208
	50.8%	47.6%	45.0%	45.2%	42.6%
Total	516	552	507	518	488
	100.0%	100.0%	100.0%	100.6%	100.0%

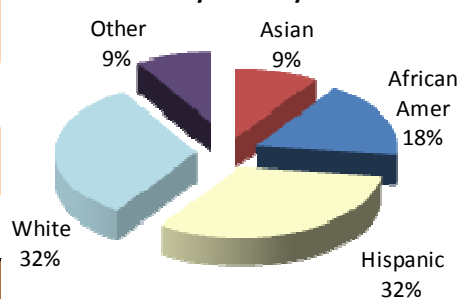
2007-08 DSPTS Unduplicated Count by Age



Ethnicity

ETHNICITY	03-04	04-05	05-06	06-07	07-08
Asian	28	29	36	39	46
	5.4%	5.3%	7.1%	7.5%	9.4%
African American	87	104	86	102	86
	16.9%	18.8%	17.0%	19.7%	17.6%
Hispanic	187	196	207	183	158
	36.2%	35.5%	40.8%	35.3%	32.4%
White	161	181	138	144	156
	31.2%	32.8%	27.2%	27.8%	32.0%
Other	53	42	40	50	42
	10.3%	7.6%	7.9%	9.7%	8.6%
Total	516	552	507	518	488
	100.0%	100.0%	100.0%	100.0%	100.0%

2007-08 DSPTS Unduplicated Count by Ethnicity



Source: LACCD WebFocus, DF4650B9– Student Listing Report, December 10, 2008.

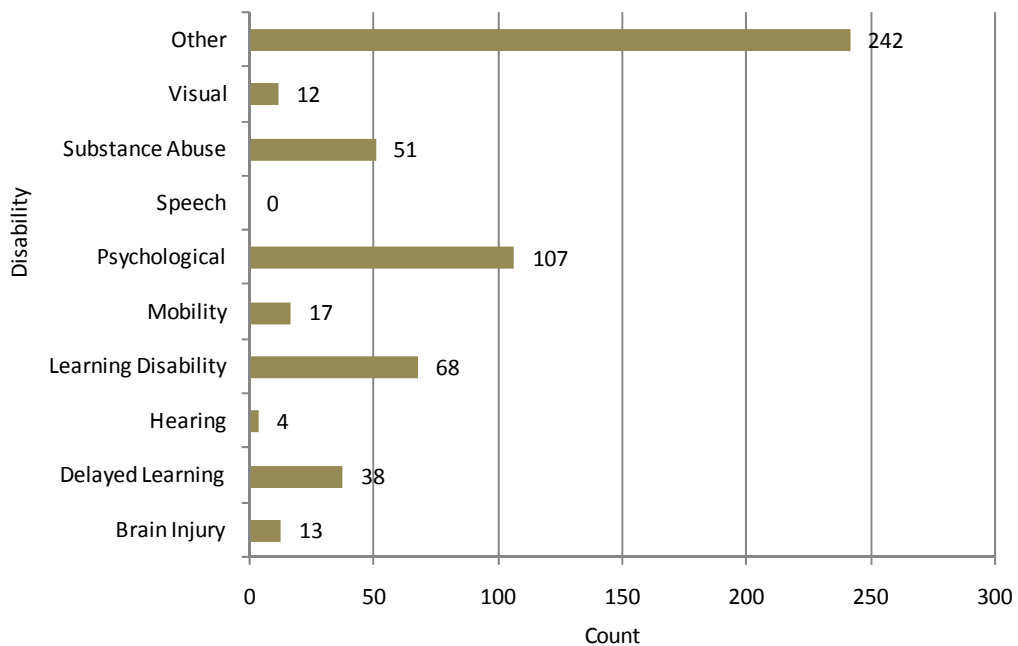
SPECIAL PROGRAMS AND POPULATIONS

SPECIAL PROGRAMS AND SERVICES

*Disability

DISABILITY*	03-04	04-05	05-06	06-07	07-08
Brain Injury	14 2.6%	19 2.9%	17 2.8%	17 2.9%	13 2.4%
Delayed Learning	56 10.4%	53 8.2%	45 7.5%	39 6.7%	38 6.9%
Hearing	11 2.0%	13 2.0%	9 1.5%	10 1.7%	4 0.7%
Learning Disability	73 13.6%	83 12.8%	73 12.2%	71 12.2%	68 12.3%
Mobility	25 4.7%	24 3.7%	20 3.4%	24 4.1%	17 3.1%
Psychological	78 14.5%	110 17.0%	110 18.4%	103 17.8%	107 19.4%
Speech	0 0.0%	1 0.2%	0 0.0%	0 0.0%	0 0.0%
Substance Abuse	46 8.6%	54 8.4%	53 8.9%	49 8.4%	51 9.2%
Visual	16 3.0%	16 2.5%	14 2.3%	10 1.7%	12 2.2%
Other	218 40.6%	273 42.3%	256 42.9%	257 44.3%	242 43.8%
Total	537 100.0%	646 100.0%	597 100.0%	580 100.0%	552 100.0%

2007-08 DSPS Students by Disability*



*Duplicated count.

Source: LACCD WebFocus, DF4650B9- Student Listing Report, December 10, 2008.