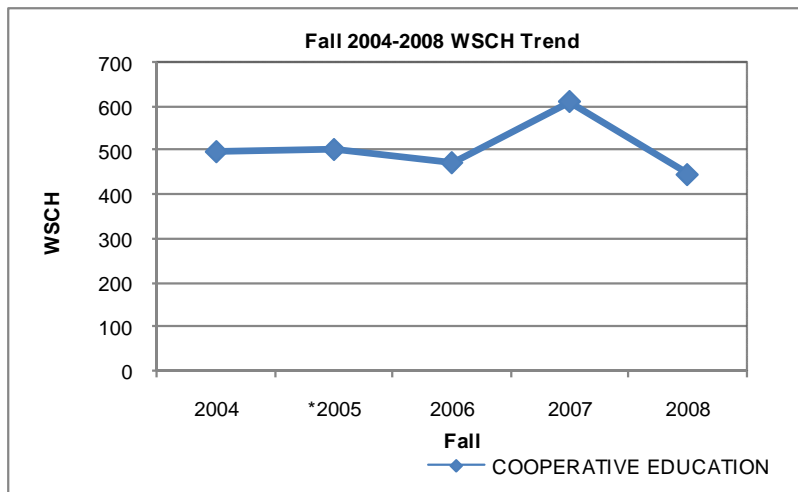


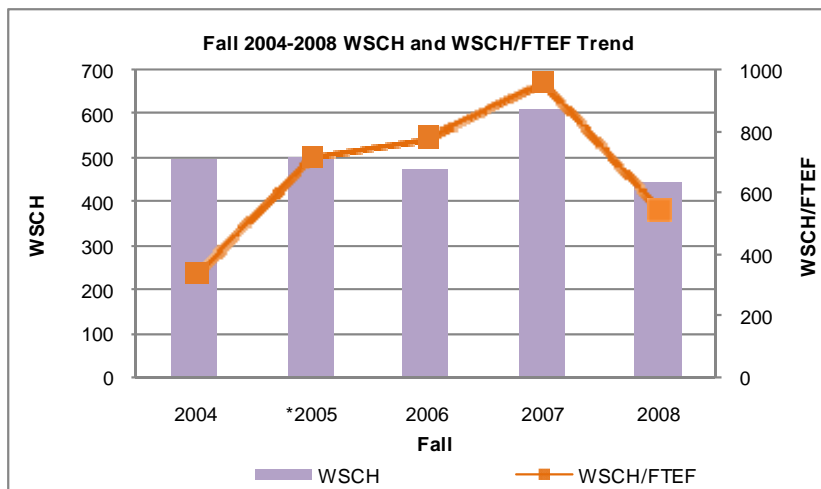
# FALL 2004-2008 EFFICIENCY COOPERATIVE EDUCATION

Cooperative Education	WEEKLY STUDENT CONTACT HOURS				
	2004	*2005	2006	2007	2008
COOPERATIVE EDUCATION	497	502	472	611	445
<i>Annual % Change</i>		10%	-6.0%	29.4%	-27.2%



Cooperative Education	FACULTY (FULL-TIME EQUIVALENTS)						
	2004	*2005	2006	2007	R 08	H 08	2008
COOPERATIVE EDUCATION	1.4	0.7	0.6	0.6	0.2	0.6	0.8

Cooperative Education	WSCH per FACULTY FTE					
	2004	*2005	2006	2007	2008	
COOPERATIVE EDUCATION	344	726	787	968	549	
<b>COLLEGE AVERAGE</b>						<b>568</b>
<b>STATE TARGET</b>						<b>525</b>

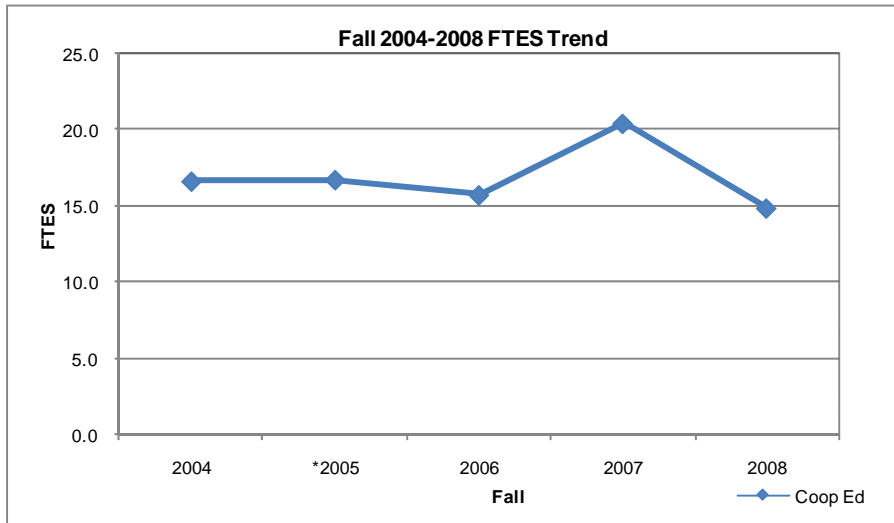


\*Fall 2005 may include PACE.

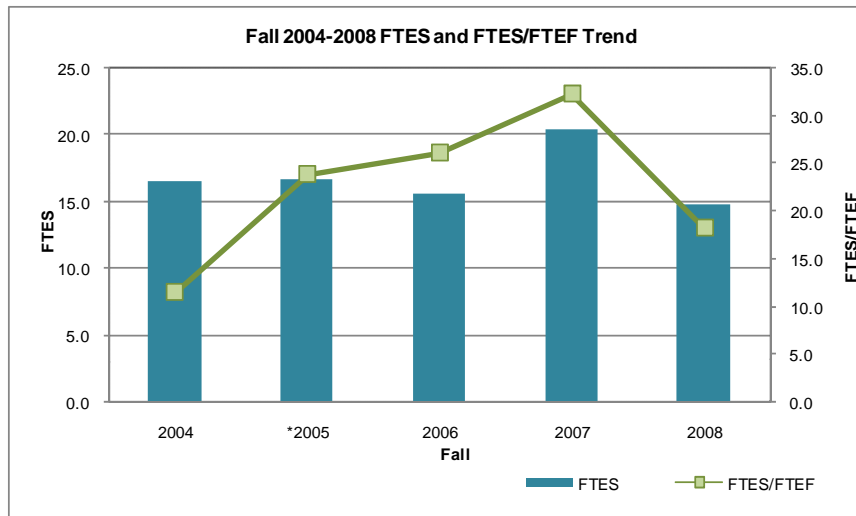
Source: Fall 2003-2005 and 2008 from LACCD Office of Institutional Research and Information (<http://research.laccd.edu/instructional-staffing/index.htm>).  
Fall 2006-2007 from Business Warehouse (BW) Sections by Department (i21) and Sections by Discipline (i22) Reports.

# FALL 2004-2008 EFFICIENCY COOPERATIVE EDUCATION

Cooperative Education	FULL-TIME EQUIVALENT STUDENT				
	2004	*2005	2006	2007	2008
COOPERATIVE EDUCATION	16.6	16.7	15.7	20.4	14.8
<i>Annual % Change</i>		-5.9%	29.4%	-100.0%	-27.3%



Cooperative Education	FTES per FACULTY FTE				
	2004	*2005	2006	2007	2007
COOPERATIVE EDUCATION	11.5	23.9	26.2	32.3	18.3
<b>COLLEGE AVERAGE</b>	<b>18.9</b>				



Cooperative Education	Class Size				
	2004	*2005	2006	2007	2008
COOPERATIVE EDUCATION	15.8	34.6	37.5	45.7	26.1
<b>COLLEGE AVERAGE</b>	<b>37.6</b>				

\*Fall 2005 may include PACE.

Source: Fall 2003-2005 and 2008 from LACCD Office of Institutional Research and Information (<http://research.laccd.edu/instructional-staffing/index.htm>).  
Fall 2006-2007 from Business Warehouse (BW) Sections by Department (i21) and Sections by Discipline (i22) Reports.