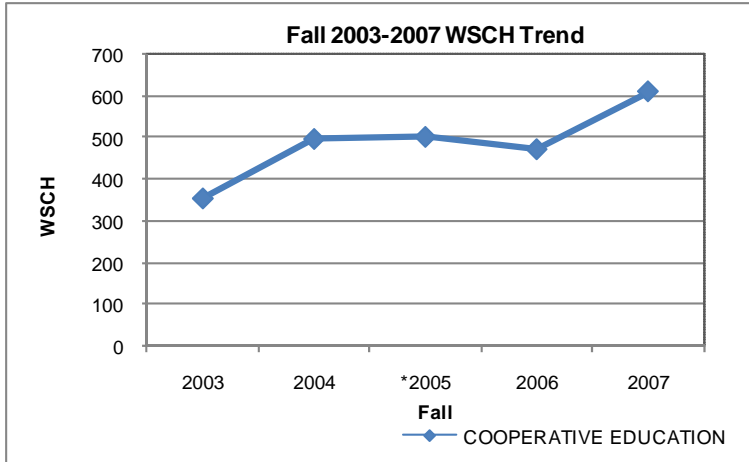


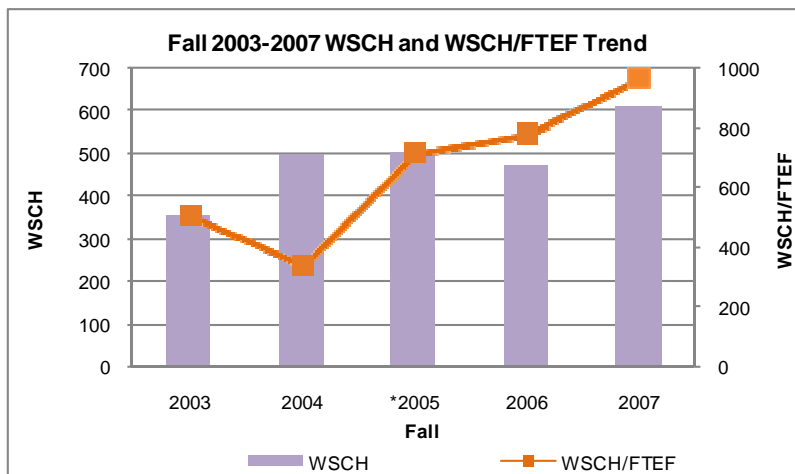
FALL 2003-2007 EFFICIENCY COOPERATIVE EDUCATION

Cooperative Education	WEEKLY STUDENT CONTACT HOURS				
	2003	2004	*2005	2006	2007
COOPERATIVE EDUCATION	354	497	502	472	611
<i>Annual % Change</i>		40.3%	10%	-5.9%	29.4%



Cooperative Education	FACULTY (FULL-TIME EQUIVALENTS)						
	2003	2004	*2005	2006	R 07	H 07	2007
COOPERATIVE EDUCATION	0.70	1.44	0.70	0.60	0.01	0.62	0.60

Cooperative Education	WSCH per FACULTY FTE					
	2003	2004	*2005	2006	2007	
COOPERATIVE EDUCATION	513	344	726	787	968	
<i>COLLEGE AVERAGE</i>						463
<i>STATE TARGET</i>						525

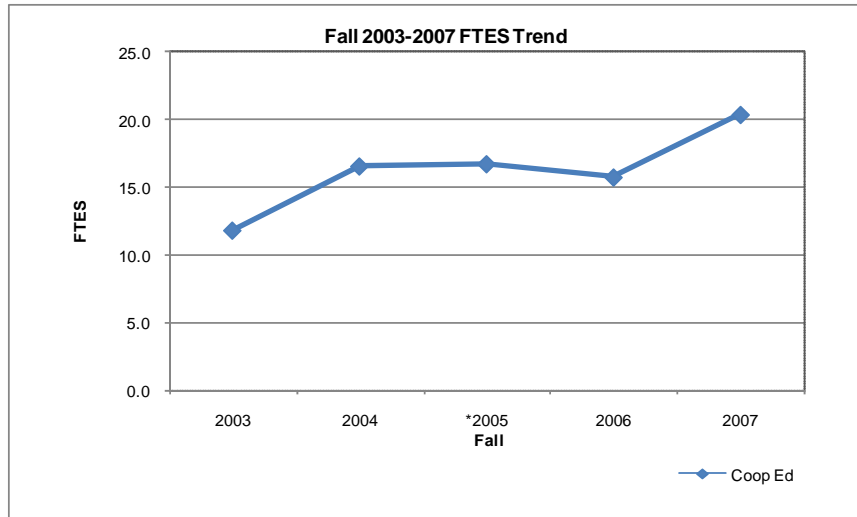


*Fall 2005 may include PACE.

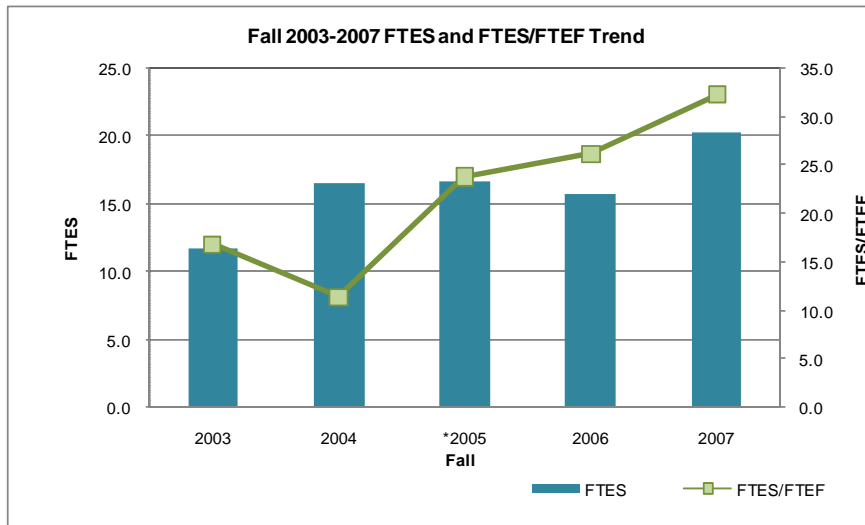
Source: Fall 2003-2005 from LACCD Office of Institutional Research and Information (<http://research.laccd.edu/instructional-staffing/index.htm>).
Fall 2006-2007 from Business Warehouse (BW) Sections by Department (i21) and Sections by Discipline (i22) Reports.

FALL 2003-2007 EFFICIENCY COOPERATIVE EDUCATION

Cooperative Education	FULL-TIME EQUIVALENT STUDENT				
	2003	2004	*2005	2006	2007
COOPERATIVE EDUCATION	11.8	16.6	16.7	15.7	20.4
<i>Annual % Change</i>		40.3%	10%	-5.9%	29.4%



Cooperative Education	FTES per FACULTY FTE				
	2003	2004	*2005	2006	2007
COOPERATIVE EDUCATION	16.9	11.5	23.9	26.2	32.3
COLLEGE AVERAGE	15.4				



Cooperative Education	Class Size				
	2003	2004	*2005	2006	2007
COOPERATIVE EDUCATION	24.6	15.8	34.6	37.5	45.7
COLLEGE AVERAGE	31.2				

*Fall 2005 may include PACE.

Source: Fall 2003-2005 from LACCD Office of Institutional Research and Information (<http://research.laccd.edu/instructional-staffing/index.htm>).
Fall 2006-2007 from Business Warehouse (BW) Sections by Department (i21) and Sections by Discipline (i22) Reports.