

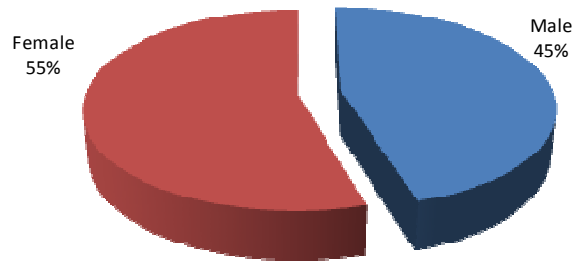
SPECIAL PROGRAMS AND POPULATIONS

CONCURRENT HIGH SCHOOL

Gender

GENDER	Fall				
	2004	2005	2006	2007	2008
Male	364 40.9%	403 40.7%	462 40.6%	507 40.4%	664 45.5%
Female	527 59.1%	586 59.3%	676 59.4%	749 59.6%	796 54.5%
Total	891 100.0%	989 100.0%	1,138 100.0%	1,256 100.0%	1,460 100.0%

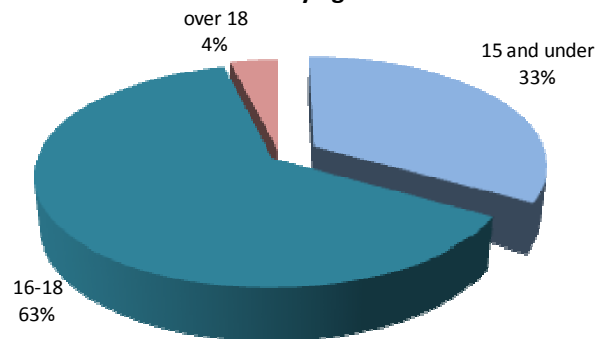
**Fall 2008 Concurrent High School
by Gender**



Age

AGE	Fall				
	2004	2005	2006	2007	2008
15 and under	259 29.1%	312 31.5%	332 29.2%	346 27.5%	487 33.4%
16-18	541 60.7%	596 60.3%	723 63.5%	788 62.7%	916 62.7%
over 18	91 10.2%	81 8.2%	83 7.3%	122 9.7%	57 3.9%
Total	891 100.0%	989 100.0%	1,138 100.0%	1,256 100.0%	1,460 100.0%

**Fall 2008 Concurrent High School
by Age**



Source: LACCD Office of Institutional Research and Information (Term file, May 15, 2008).
Figures may vary slightly from census counts due to different extraction dates.

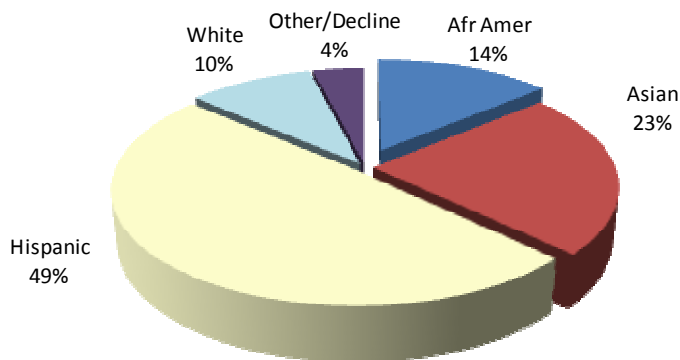
SPECIAL PROGRAMS AND POPULATIONS

CONCURRENT HIGH SCHOOL

Ethnicity

ETHNICITY	Fall				
	2004	2005	2006	2007	2008
Afr Amer	135 15.2%	167 16.9%	185 16.3%	216 17.2%	202 13.8%
Asian	142 15.9%	161 16.3%	211 18.5%	264 21.0%	339 23.2%
Hispanic	468 52.5%	496 50.2%	592 52.0%	630 50.2%	720 49.3%
White	96 10.8%	106 10.7%	87 7.6%	87 6.9%	142 9.7%
Other/Decline	50 5.6%	59 6.0%	63 5.5%	59 4.7%	57 3.9%
Total	891 100.0%	989 100.0%	1,138 100.0%	1,256 100.0%	1,460 100.0%

**Fall 2008 Concurrent High School
by Ethnicity**



Source: LACCD Office of Institutional Research and Information (Term file, May 15, 2008).
Figures may vary slightly from census counts due to different extraction dates.

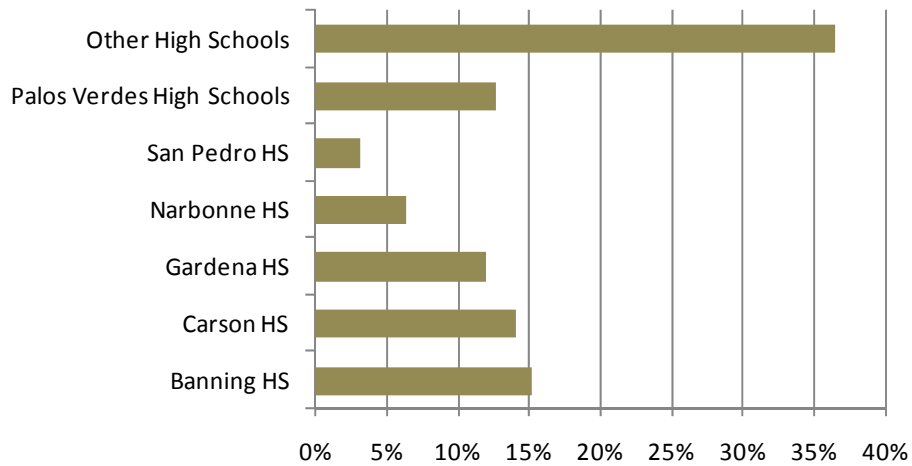
SPECIAL PROGRAMS AND POPULATIONS

CONCURRENT HIGH SCHOOL

High School Origin

HIGH SCHOOL ORIGIN	Fall				
	2004	2005	2006	2007	2008
Banning	243 27.3%	215 21.7%	210 18.5%	162 13.0%	222 15.2%
Carson	127 14.3%	144 14.6%	212 18.6%	170 13.7%	206 14.1%
Gardena	43 4.8%	73 7.4%	96 8.4%	178 14.3%	175 12.0%
Narbonne	66 7.4%	54 5.5%	107 9.4%	123 9.9%	93 6.4%
San Pedro	88 9.9%	54 5.5%	87 7.6%	76 6.1%	46 3.2%
Palos Verdes High Schools	38 4.3%	74 7.5%	40 3.5%	70 5.6%	185 12.7%
Other High Schools	286 32.1%	375 37.9%	386 33.9%	464 37.3%	533 36.5%
Total	891 <i>100.0%</i>	989 <i>100.0%</i>	1,138 <i>100.0%</i>	1,243 <i>100.0%</i>	1,460 <i>100.0%</i>

Fall 2008 Concurrent High School by Origin



Source: LACCD Office of Institutional Research and Information (Term file, May 15, 2008).
 Figures may vary slightly from census counts due to different extraction dates.