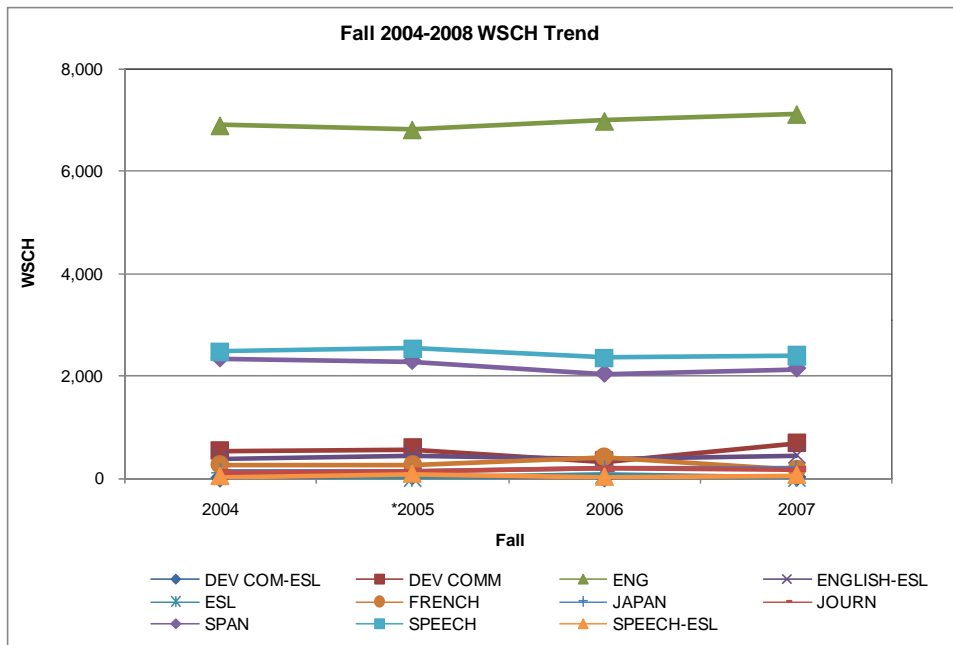


FALL 2004-2008 EFFICIENCY COMMUNICATIONS

Communications Division	WEEKLY STUDENT CONTACT HOURS				
	2004	*2005	2006	2007	2008
DEVEL COM-ESL	29	67	32	42	6
<i>Annual % Change</i>			-52.2%	31.3%	-85.7%
DEVEL COMMUNICATIONS	546	584	337	686	901
<i>Annual % Change</i>		7.0%	-42.3%	103.6%	31.3%
ENGLISH	6,891	6,810	6,980	7,113	7,962
<i>Annual % Change</i>		-1.2%	2.5%	1.9%	11.9%
ENGLISH-ESL	396	459	375	459	385
<i>Annual % Change</i>		16.0%	-18.4%	22.4%	-16.1%
ESL	83	26	90	29	64
<i>Annual % Change</i>		-69.1%	250.0%	-67.7%	120.7%
FRENCH	267	277	427	188	264
<i>Annual % Change</i>		3.7%	54.0%	-55.9%	40.4%
JAPANESE	138	147	199	202	228
<i>Annual % Change</i>		6.9%	34.9%	1.5%	12.9%
JOURNALISM	131	163	196	183	275
<i>Annual % Change</i>		24.8%	19.9%	-6.6%	50.3%
SPANISH	2,356	2,303	2,050	2,154	2,000
<i>Annual % Change</i>		-2.3%	-11.0%	5.1%	-7.1%
SPEECH	2,488	2,539	2,373	2,407	3,241
<i>Annual % Change</i>		2.0%	-6.5%	1.4%	34.6%
SPEECH-ESL	51	99	38	77	38
<i>Annual % Change</i>		93.8%	-61.3%	100.2%	-50.6%
Division Total	13,377	13,475	13,095	13,463	15,365



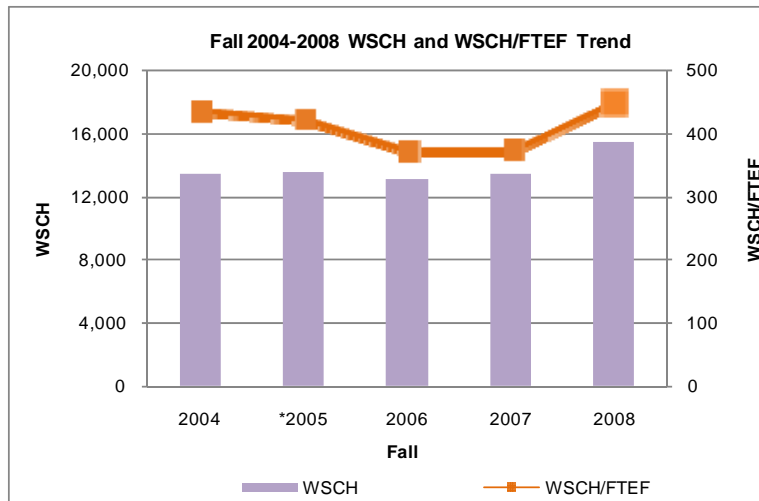
*Fall 2005 may include PACE.

Source: Fall 2003-2005 and 2008 from LACCD Office of Institutional Research and Information (<http://research.laccd.edu/instructional-staffing/index.htm>).
Fall 2006-2007 from Business Warehouse (BW) Sections by Department (i21) and Sections by Discipline (i22) Reports.

FALL 2004-2008 EFFICIENCY COMMUNICATIONS

Communications Division	FACULTY (FULL-TIME EQUIVALENTS)						
	2004	*2005	2006	2007	R 08	H 08	2008
DEVEL COM-ESL	0.3	0.3	0.3	0.3	0.2	0.0	0.2
DEVEL COMMUNICATIONS	1.6	1.8	1.6	1.8	0.0	2.0	2.0
ENGLISH	16.1	16.8	18.0	17.8	4.7	13.1	17.8
ENGLISH-ESL	2.5	2.1	2.5	2.5	0.3	0.8	1.1
ESL	0.4	0.4	0.4	0.4	0.0	0.4	0.4
FRENCH	0.7	0.7	1.3	1.0	0.0	0.6	0.6
JAPANESE	0.2	0.4	0.4	0.4	0.0	0.4	0.4
JOURNALISM	0.4	0.5	0.6	0.6	0.0	0.6	0.6
SPANISH	4.2	4.2	4.4	5.4	1.0	3.3	4.3
SPEECH	4.0	4.6	5.6	5.7	2.0	4.5	6.5
SPEECH-ESL	0.2	0.2	0.2	0.4	0.0	0.2	0.2
Division Total	30.6	31.7	35.2	35.8	8.1	25.9	34.1

Communications Division	WSCH per FACULTY FTE				
	2004	*2005	2006	2007	2008
DEVEL COM-ESL	116	268	128	167	41
DEVEL COMMUNICATIONS	328	325	211	392	450
ENGLISH	429	407	388	400	447
ENGLISH-ESL	158	220	150	186	352
ESL	207	64	224	72	160
FRENCH	401	416	320	189	440
JAPANESE	689	369	497	505	569
JOURNALISM	329	366	326	308	458
SPANISH	561	548	466	399	462
SPEECH	592	552	424	420	500
SPEECH-ESL	256	497	192	192	192
Division Total	437	424	372	376	451
<i>COLLEGE AVERAGE</i>					568
<i>STATE TARGET</i>					525

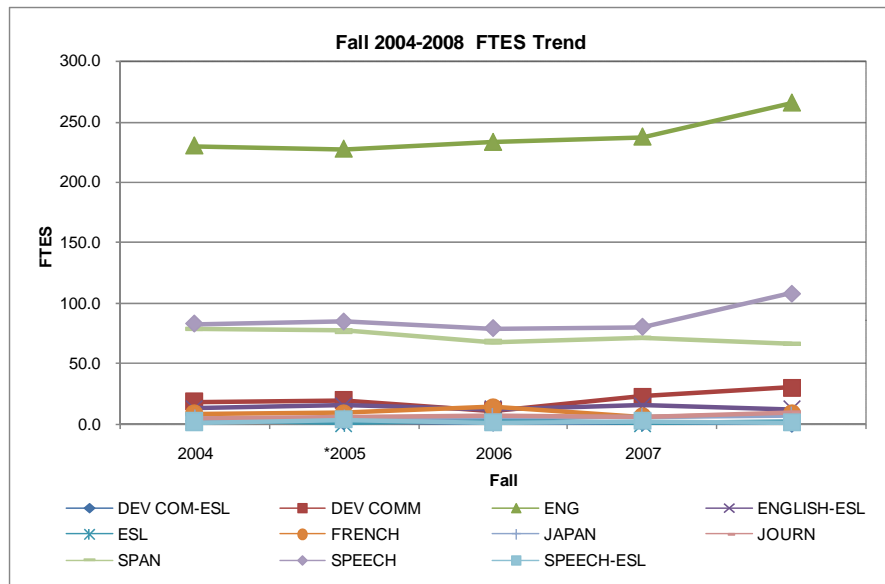


*Fall 2005 may include PACE.

Source: Fall 2003-2005 and 2008 from LACCD Office of Institutional Research and Information (<http://research.laccd.edu/instructional-staffing/index.htm>).
Fall 2006-2007 from Business Warehouse (BW) Sections by Department (i21) and Sections by Discipline (i22) Reports.

FALL 2004-2008 EFFICIENCY COMMUNICATIONS

Communications Division	FULL-TIME EQUIVALENT STUDENT				
	2004	*2005	2006	2007	2008
DEVEL COM-ESL	2.6	2.2	1.1	1.4	0.2
<i>Annual % Change</i>		1310%	-52.2%	313%	-85.7%
DEVEL COMMUNICATIONS	18.2	19.5	11.2	22.9	30.0
<i>Annual % Change</i>		7.0%	-42.3%	103.6%	31.2%
ENGLISH	229.7	227.0	232.7	237.1	265.4
<i>Annual % Change</i>		-12%	2.5%	19%	11.9%
ENGLISH-ESL	13.2	15.3	12.5	15.3	12.8
<i>Annual % Change</i>		16.0%	-18.4%	22.4%	-16.3%
ESL	2.8	0.9	3.0	1.0	2.1
<i>Annual % Change</i>		-69.0%	250.0%	-67.7%	117.2%
FRENCH	8.9	9.2	14.2	6.3	8.8
<i>Annual % Change</i>		3.7%	54.0%	-55.9%	40.4%
JAPANESE	4.6	4.9	6.6	6.7	7.6
<i>Annual % Change</i>		7.0%	34.9%	15%	2.9%
JOURNALISM	4.4	5.4	6.5	6.1	9.2
<i>Annual % Change</i>		24.4%	19.9%	-6.6%	50.8%
SPANISH	78.5	76.8	68.3	71.8	66.7
<i>Annual % Change</i>		-2.3%	-11.0%	5.1%	-7.1%
SPEECH	82.9	84.6	79.1	80.2	108.0
<i>Annual % Change</i>		2.0%	-6.5%	14%	34.6%
SPEECH-ESL	1.7	3.3	1.3	2.6	1.3
<i>Annual % Change</i>		93.8%	-61.3%	100.2%	-49.4%
Division Total	445.9	449.2	436.5	448.8	512.2

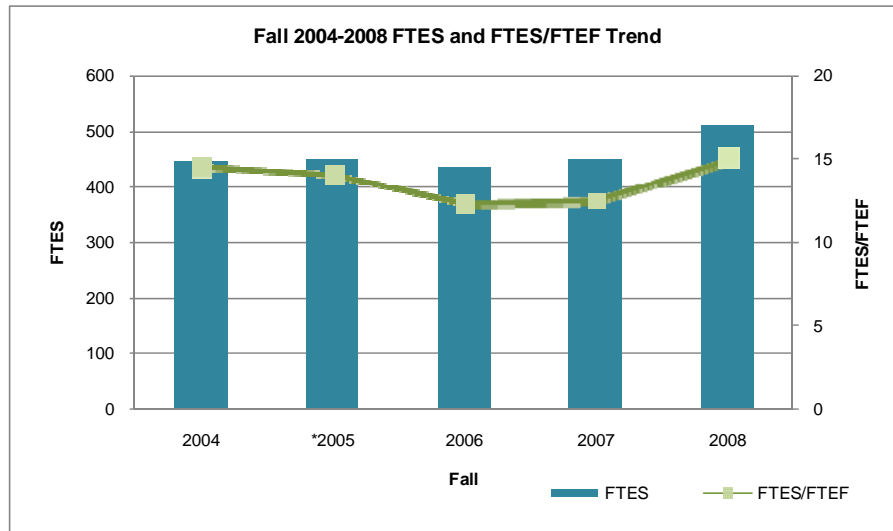


*Fall 2005 may include PACE.

Source: Fall 2003-2005 and 2008 from LACCD Office of Institutional Research and Information (<http://research.laccd.edu/instructional-staffing/index.htm>).
Fall 2006-2007 from Business Warehouse (BW) Sections by Department (i21) and Sections by Discipline (i22) Reports.

FALL 2004-2008 EFFICIENCY COMMUNICATIONS

Communications Division	FTES per FACULTY FTE				
	2004	*2005	2006	2007	2008
DEVEL COM-ESL	3.9	8.9	4.3	5.6	1.4
DEVEL COMMUNICATIONS	11.7	11.1	7.2	13.1	15.0
ENGLISH	14.3	13.5	12.9	13.3	14.9
ENGLISH-ESL	5.3	7.3	5.0	6.2	11.7
ESL	6.9	2.1	7.5	2.4	5.3
FRENCH	13.4	13.9	10.7	6.3	14.7
JAPANESE	23.0	12.3	16.6	16.8	19.0
JOURNALISM	11.0	12.2	10.9	10.3	15.3
SPANISH	18.7	18.3	15.5	13.3	15.4
SPEECH	19.7	18.4	14.1	14.0	16.7
SPEECH-ESL	8.5	16.6	6.4	6.4	6.4
Division Total	14.6	14.2	12.4	12.5	15.0
COLLEGE AVERAGE					18.9



Communications Division	Class Size				
	2004	*2005	2006	2007	2008
DEVEL COM-ESL	9.7	22.3	10.7	13.9	3.4
DEVEL COMMUNICATIONS	29.4	27.8	17.6	32.6	37.5
ENGLISH	35.7	33.9	37.4	33.3	37.3
ENGLISH-ESL	13.2	18.4	12.5	15.5	29.4
ESL	13.8	4.3	15.0	4.8	10.7
FRENCH	26.7	27.7	21.3	12.6	29.3
JAPANESE	45.9	24.6	33.1	33.7	37.9
JOURNALISM	43.8	24.4	21.7	20.5	30.5
SPANISH	37.4	36.6	31.1	26.6	30.8
SPEECH	39.5	36.8	28.2	28.0	33.3
SPEECH-ESL	17.1	33.1	12.8	12.8	12.8
Division Total	33.9	32.6	32.0	29.1	34.3
COLLEGE AVERAGE					37.6

*Fall 2005 may include PACE.

Source: Fall 2003-2005 and 2008 from LACCD Office of Institutional Research and Information (<http://research.laccd.edu/instructional-staffing/index.htm>).
Fall 2006-2007 from Business Warehouse (BW) Sections by Department (i21) and Sections by Discipline (i22) Reports.