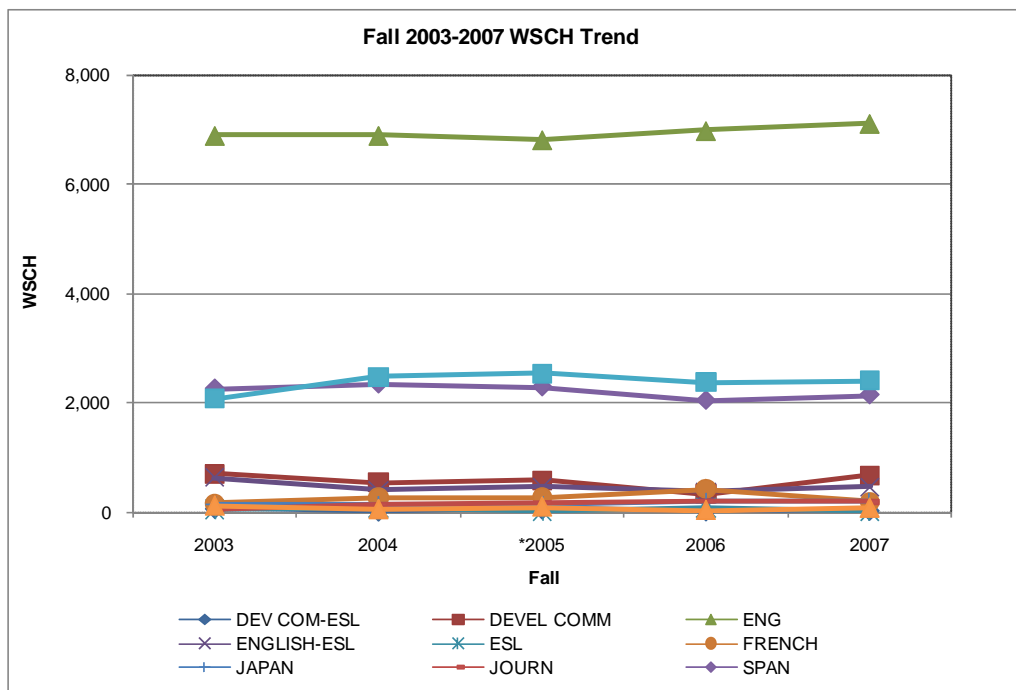


FALL 2003-2007 EFFICIENCY COMMUNICATIONS

Communications Division	WEEKLY STUDENT CONTACT HOURS				
	2003	2004	*2005	2006	2007
DEV COM-ESL	77	29	67	32	42
<i>Annual % Change</i>		-62.3%	1310%	-52.2%	31.3%
DEVEL COMMUNICATIONS	708	546	584	337	686
<i>Annual % Change</i>		-22.9%	7.0%	-42.3%	103.6%
ENGLISH	6,891	6,891	6,810	6,980	7,113
<i>Annual % Change</i>		0.0%	-12%	2.5%	1.9%
ENGLISH-ESL	628	396	459	375	459
<i>Annual % Change</i>		-37.0%	16.0%	-18.4%	22.4%
ESL	67	83	26	90	29
<i>Annual % Change</i>		23.0%	-69.0%	250.0%	-67.7%
FRENCH	163	267	277	427	188
<i>Annual % Change</i>		64.2%	3.7%	54.0%	-55.9%
JAPANESE	144	138	147	199	202
<i>Annual % Change</i>		-4.4%	7.0%	34.9%	1.5%
JOURNALISM	54	131	163	196	183
<i>Annual % Change</i>		143.4%	24.4%	19.9%	-6.6%
SPANISH	2,269	2,356	2,303	2,050	2,154
<i>Annual % Change</i>		3.9%	-2.3%	-11.0%	5.1%
SPEECH	2,074	2,488	2,539	2,373	2,407
<i>Annual % Change</i>		20.0%	2.0%	-6.5%	14%
SPEECH-ESL	115	51	99	38	77
<i>Annual % Change</i>		-55.6%	93.8%	-61.3%	100.2%
Division Total	13,192	13,377	13,475	13,095	13,463



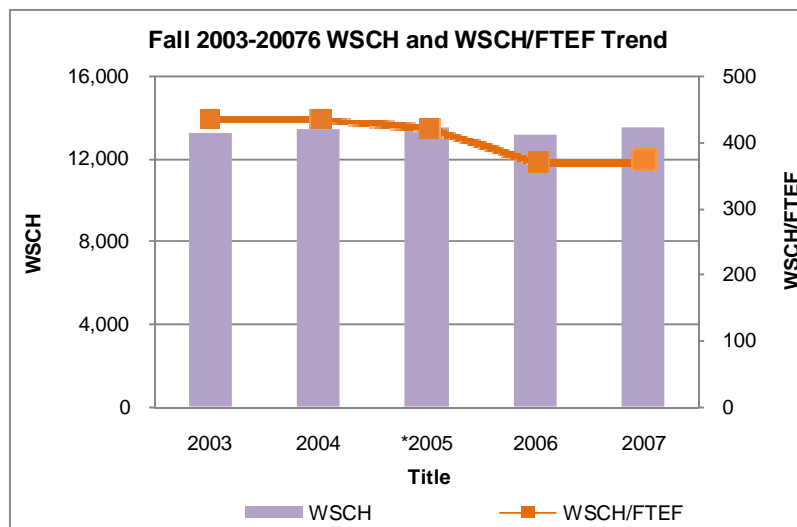
*Fall 2005 may include PACE.

Source: Fall 2003-2005 from LACCD Office of Institutional Research and Information (<http://research.laccd.edu/instructional-staffing/index.htm>).
Fall 2006-2007 from Business Warehouse (BW) Sections by Department (i21) and Sections by Discipline (i22) Reports.

FALL 2003-2007 EFFICIENCY COMMUNICATIONS

Communications Division	FACULTY (FULL-TIME EQUIVALENTS)						
	2003	2004	*2005	2006	R 07	H 07	2007
DEV COM-ESL	0.25	0.25	0.25	0.25	0.00	0.25	0.25
DEVEL COMMUNICATIONS	2.75	1.55	1.75	1.55	0.00	1.75	1.75
ENGLISH	15.00	16.08	16.80	17.98	3.49	14.31	17.80
ENGLISH-ESL	2.50	2.50	2.08	2.50	0.42	2.05	2.47
ESL	0.40	0.40	0.40	0.40	0.00	0.40	0.40
FRENCH	0.33	0.67	0.67	1.33	0.00	1.00	1.00
JAPANESE	0.20	0.20	0.40	0.40	0.00	0.40	0.40
JOURNALISM	0.20	0.40	0.45	0.60	0.00	0.59	0.59
SPANISH	4.33	4.20	4.20	4.40	1.00	4.40	5.40
SPEECH	4.00	4.20	4.60	5.60	1.60	4.13	5.73
SPEECH-ESL	0.20	0.20	0.20	0.20	0.00	0.40	0.40
Division Total	30.17	30.60	31.70	35.21	6.51	26.29	35.80

Communications Division	WSCH per FACULTY FTE				
	2003	2004	*2005	2006	2007
DEV COM-ESL	308	116	268	128	167
DEVEL COMMUNICATIONS	262	328	325	211	392
ENGLISH	459	429	407	388	400
ENGLISH-ESL	251	158	220	150	186
ESL	168	207	64	224	72
FRENCH	488	401	416	320	189
JAPANESE	721	689	369	497	505
JOURNALISM	272	329	366	326	308
SPANISH	524	561	548	466	399
SPEECH	519	592	552	424	420
SPEECH-ESL	577	256	497	192	192
Division Total	437	437	424	372	376
COLLEGE AVERAGE					463
STATE TARGET					525

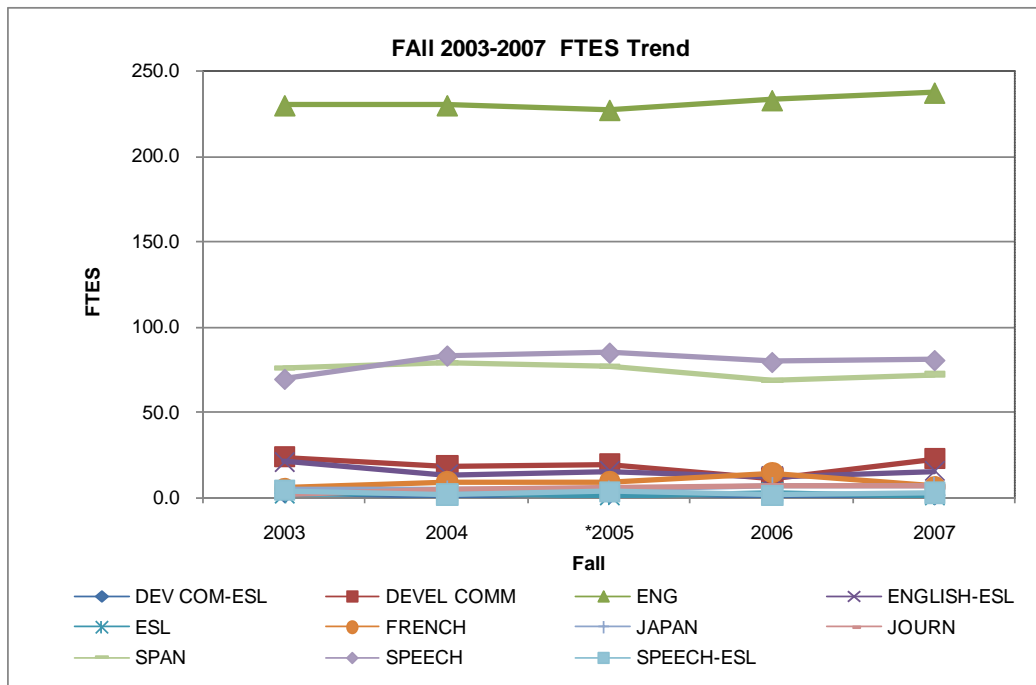


*Fall 2005 may include PACE.

Source: Fall 2003-2005 from LACCD Office of Institutional Research and Information (<http://research.laccd.edu/instructional-staffing/index.htm>).
Fall 2006-2007 from Business Warehouse (BW) Sections by Department (i21) and Sections by Discipline (i22) Reports.

FALL 2003-2007 EFFICIENCY COMMUNICATIONS

Communications Division	FULL-TIME EQUIVALENT STUDENT				
	2003	2004	*2005	2006	2007
DEV COM-ESL	2.6	1.0	2.2	1.1	1.4
<i>Annual % Change</i>		-62.3%	1310%	-52.2%	313%
DEVEL COMMUNICATIONS	23.6	18.2	19.5	11.2	22.9
<i>Annual % Change</i>		-22.9%	7.0%	-42.3%	103.6%
ENGLISH	229.7	229.7	227.0	232.7	237.1
<i>Annual % Change</i>		0.0%	-12%	2.5%	1.9%
ENGLISH-ESL	20.9	13.2	15.3	12.5	15.3
<i>Annual % Change</i>		-37.0%	16.0%	-18.4%	22.4%
ESL	2.2	2.8	0.9	3.0	1.0
<i>Annual % Change</i>		23.0%	-69.0%	250.0%	-67.7%
FRENCH	5.4	8.9	9.2	14.2	6.3
<i>Annual % Change</i>		64.2%	3.7%	54.0%	-55.9%
JAPANESE	4.8	4.6	4.9	6.6	6.7
<i>Annual % Change</i>		-4.4%	7.0%	34.9%	15%
JOURNALISM	1.8	4.4	5.4	6.5	6.1
<i>Annual % Change</i>		143.4%	24.4%	19.9%	-6.6%
SPANISH	75.6	78.5	76.8	68.3	71.8
<i>Annual % Change</i>		3.9%	-2.3%	-110%	5.1%
SPEECH	69.1	82.9	84.6	79.1	80.2
<i>Annual % Change</i>		20.0%	2.0%	-6.5%	1.4%
SPEECH-ESL	3.8	1.7	3.3	1.3	2.6
<i>Annual % Change</i>		-55.6%	93.8%	-61.3%	100.2%
Division Total	439.7	445.9	449.2	436.5	448.8



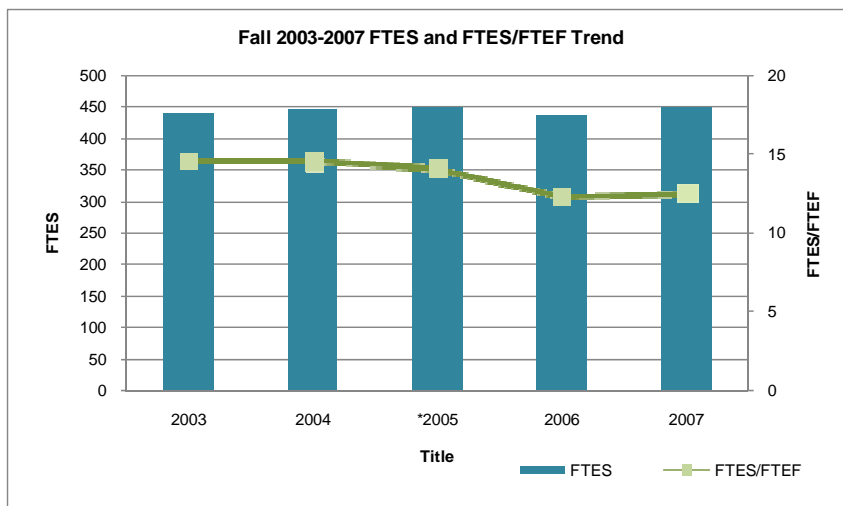
*Fall 2005 may include PACE.

Source: Fall 2003-2005 from LACCD Office of Institutional Research and Information (<http://research.laccd.edu/instructional-staffing/index.htm>).
Fall 2006-2007 from Business Warehouse (BW) Sections by Department (i21) and Sections by Discipline (i22) Reports.

FALL 2003-2007 EFFICIENCY

COMMUNICATIONS

Communications Division	FTES per FACULTY FTE				
	2003	2004	*2005	2006	2007
DEV COM-ESL	10.3	3.9	8.9	4.3	5.6
DEVEL COMMUNICATIONS	8.6	11.7	11.1	7.2	13.1
ENGLISH	15.3	14.3	13.5	12.9	13.3
ENGLISH-ESL	8.4	5.3	7.3	5.0	6.2
ESL	5.6	6.9	2.1	7.5	2.4
FRENCH	16.3	13.4	13.9	10.7	6.3
JAPANESE	24.0	23.0	12.3	16.6	16.8
JOURNALISM	8.9	11.0	12.2	10.9	10.3
SPANISH	17.5	18.7	18.3	15.5	13.3
SPEECH	17.3	19.7	18.4	14.1	14.0
SPEECH-ESL	19.2	8.5	16.6	6.4	6.4
Division Total	14.6	14.6	14.2	12.4	12.5
COLLEGE AVERAGE					15.4



Communications Division	Class Size				
	2003	2004	*2005	2006	2007
DEV COM-ESL	25.7	9.7	22.3	10.7	13.9
DEVEL COMMUNICATIONS	21.5	29.4	27.8	17.6	32.6
ENGLISH	38.3	35.7	33.9	37.4	33.3
ENGLISH-ESL	20.9	13.2	18.4	12.5	15.5
ESL	11.2	13.8	4.3	15.0	4.8
FRENCH	32.5	26.7	27.7	21.3	12.6
JAPANESE	48.1	45.9	24.6	33.1	33.7
JOURNALISM	18.2	43.8	24.4	21.7	20.5
SPANISH	34.9	37.4	36.6	31.1	26.6
SPEECH	34.6	39.5	36.8	28.2	28.0
SPEECH-ESL	38.5	17.1	33.1	12.8	12.8
Division Total	33.7	33.9	32.6	32.0	29.1
COLLEGE AVERAGE					31.2

*Fall 2005 may include PACE.

Source: Fall 2003-2005 from LACCD Office of Institutional Research and Information (<http://research.laccd.edu/instructional-staffing/index.htm>).
Fall 2006-2007 from Business Warehouse (BW) Sections by Department (i21) and Sections by Discipline (i22) Reports.