

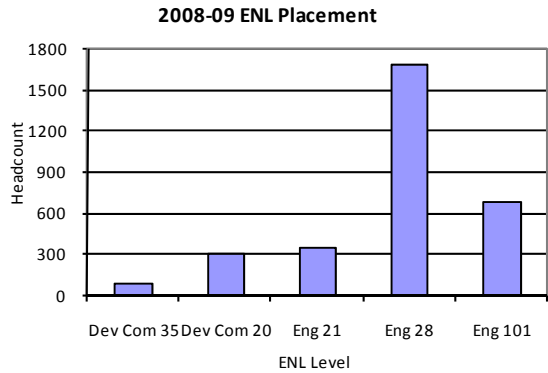
# PERFORMANCE AND OUTCOMES

## ASSESSMENT PLACEMENT SUMMARY

### English as a Native Language (ENL) Placement

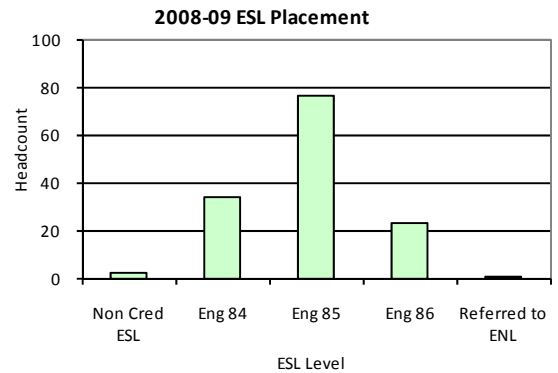
	04/05	05/06	06/07	07/08	08/09
Dev Com 35*	5	7	0	82	79
Dev Com 20*	39	17	0	248	295
English 21	531	508	563	316	341
English 28	1,249	1,339	1,382	1,551	1,683
English 101	542	593	596	571	675
<b>Total</b>	<b>2,366</b>	<b>2,464</b>	<b>2,541</b>	<b>2,768</b>	<b>3,073</b>

\*In 06/07, students placed below English 21 were referred to the Division Chair. The College adjusted cut scores in 07/08.



### English as a Second Language (ESL) Placement

	04/05	05/06	06/07	07/08	08/09
Non Credit ESL	6	0	3	7	2
English 84	32	39	34	35	34
English 85	72	84	62	59	76
English 86	24	28	26	29	23
Referred to ENL	6	3	1	3	1
<b>Total</b>	<b>140</b>	<b>154</b>	<b>126</b>	<b>133</b>	<b>136</b>

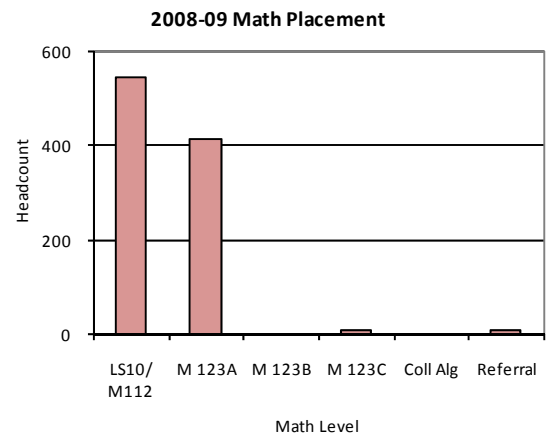


### Math Placement

	04/05	05/06	06/07	07/08	08/09
LS10/Math 112	933	957	1,150	1,252	544
Math 123A	555	556	494	615	414
Math 123B	496	529	480	470	0
Math 123C	387	462	404	403	11
College Algebra**	63	1	0	0	0
Referral	65	181	138	129	9
<b>Total</b>	<b>2,499</b>	<b>2,686</b>	<b>2,666</b>	<b>2,869</b>	<b>978</b>

**Note:** 2008/2009 figures are not comparable to previous years because self placement (Student Informed Decision) was used in the Fall 2008 semester.

\*\*Beginning in 05/06, students placed in higher levels of math were referred to a counselor.



Source: Student Information System (SIS), February 2009.