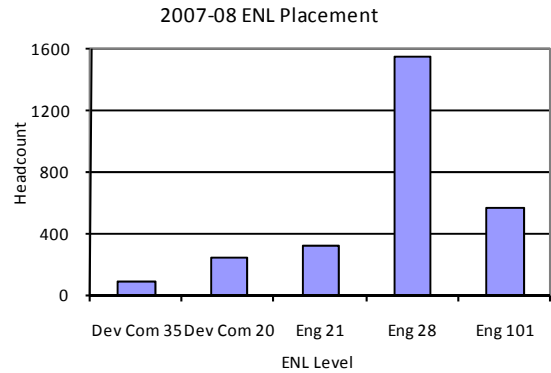


PERFORMANCE AND OUTCOMES

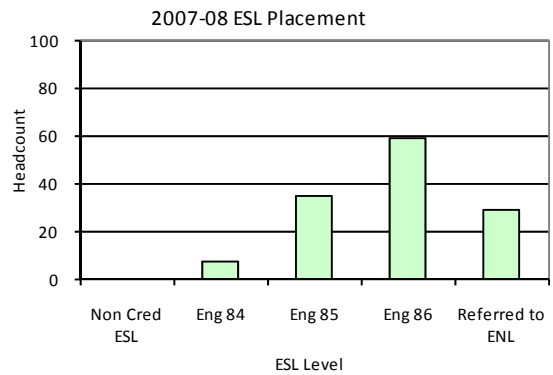
ASSESSMENT PLACEMENT SUMMARY

English as a Native Language (ENL) Placement					
	03/04	04/05	05/06	06/07	07/08
Dev Com 35*	10	5	7	0	82
Dev Com 20*	39	39	17	0	248
English 21	478	531	508	563	316
English 28	1,140	1,249	1,339	1,382	1,551
English 101	475	542	593	596	571
Total	2,142	2,366	2,464	2,541	2,768

*In 06/07, students placed below English 21 were referred to the Division Chair. The College adjusted cut scores in 07/08.

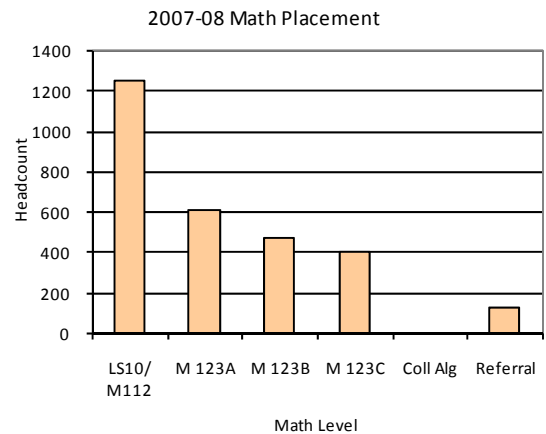


English as a Second Language (ESL) Placement					
	03/04	04/05	05/06	06/07	07/08
Non Credit ESL	11	6	0	3	7
English 84	44	32	39	34	35
English 85	87	72	84	62	59
English 86	31	24	28	26	29
Referred to ENL	5	6	3	1	3
Total	178	140	154	126	133



Math Placement					
	03/04	04/05	05/06	06/07	07/08
LS10/Math 112	917	933	957	1,150	1,252
Math 123A	538	555	556	494	615
Math 123B	437	496	529	480	470
Math 123C	367	387	462	404	403
**College Algebra	57	63	1	0	0
Referral	95	65	181	138	129
Total	2,411	2,499	2,686	2,666	2,869

**Beginning in 05/06, students placed in higher levels of math were referred to a counselor.



Source: Student Information System (SIS), February 2008.