

# LAHC Academic Affairs Planning and Scheduling Retreat

---

Rhea Estoya

Joan Lang

7/12/2023



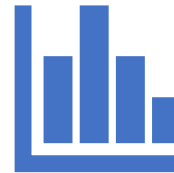
# PURPOSE



Navigate the Office of  
Institutional Effectiveness (OIE)  
website



Present and demo program  
review/unit plan data  
dashboard



Introduce Fact Book



Review data request process

# OIE WEBSITE

<https://www.lahc.edu/offices/oie>



Language ▾

LAHC Online

Calendar

Class Search

Library

Login ▾



Apply

Enroll

About ▲

Admissions ▾

Financial Aid & Tuition ▾

Academics ▾

Student Services ▾

Campus Life ▾



About LAHC

About Our College

Mission and Vision

Accreditation

Directory

LAHC Foundation

Shared Governance Committees

College Committees

LAHC News

News

CARES Distribution

Administrative Offices

President's Office

Administrative Services

Business Office

Office of Institutional Effectiveness

# OIE WEBSITE

<https://www.lahc.edu/offices/oie>

## Office of Institutional Effectiveness


### Our Mission

The mission of the Office of Institutional Effectiveness is to assure academic quality, institutional effectiveness and institutional integrity in achieving the college mission which is the success of our students.

This website provides access to the work our office does to enhance institutional effectiveness at the College. This includes our work in outcomes research, assessment processes, enrollment management, program review, planning, accreditation, Student Equity and Achievement Program (SEAP), matriculation, and other projects which support Accreditation, college planning, assessment and operational capabilities.

## College Mission & Performance

- [CCCCO Student Success Metrics Dashboard](#)
- [SEMP 2018-2023](#)
- [LAHC 2022-2023 Fact Book](#)



## Data Resources

+ LAHC

+ LACCD

+ STATE

+ OTHER

## Request for Data

For research requests, please complete our [Research Request Form](#). For other needs, send an email message to [lahc-research@laccd.edu](mailto:lahc-research@laccd.edu)

# OIE WEBSITE

LAHC Home → About → Institutional Effectiveness

## LAHC

### PR/UP

(data extracted between  
Su22-Fa22)

#### • **2023 Program Review/Unit Plan Data (Dashboard)**

- [Budget FTES/FTEF](#)
- [Course Completion and Enrollment Efficiency](#)
- [Degrees and Certificates Awarded](#)
- [Job Placement and Licensure Pass Rates \(CTE\)](#)

### Planning

(data extracted between  
Su22-Sp23)

#### • **SEMP Fact Book (PDF)**

- [LAHC 2022-2023 Fact Book](#)
- [LAHC 2021-2022 Fact Book](#)

# PR/UP DATA DASHBOARD

## Budget (FTES and FTEF)

### Budget Chart

#### Instructions

Copy and paste the following chart in the section below.

FTES/FTEF					
Reporting Year:	18-19	19-20	20-21	21-22	22-23
Data Year:	F 17	F 18	F 19	F 20	F 21
FTES:					
FTEF:					
FTES/FTEF:					
Institution Set Standard:	17.0	16.8	17.2		
Standard Met? (Y or N)					

### LAHC

#### • 2023 Program Review/Unit Plan Data (Dashboard)

- [Budget FTES/FTEF](#)
- [Course Completion and Enrollment Efficiency](#)
- [Degrees and Certificates Awarded](#)
- [Job Placement and Licensure Pass Rates \(CTE\)](#)

1. Click Budget FTES/FTEF.
2. Select Discipline from the left menu.
3. Find appropriate data and enter in eLumen as required.



## BUDGET FTES and FTEF by Discipline

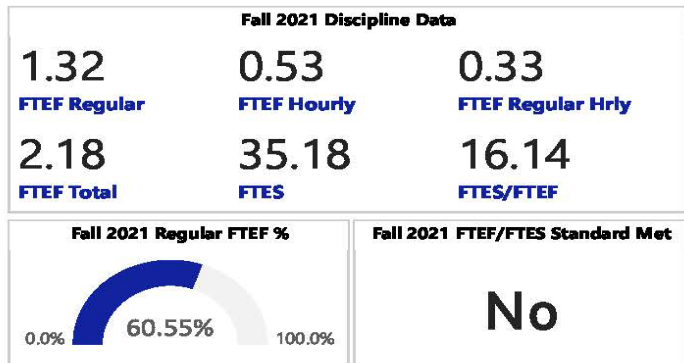
DISCIPLINE SELECTED:

Accounting

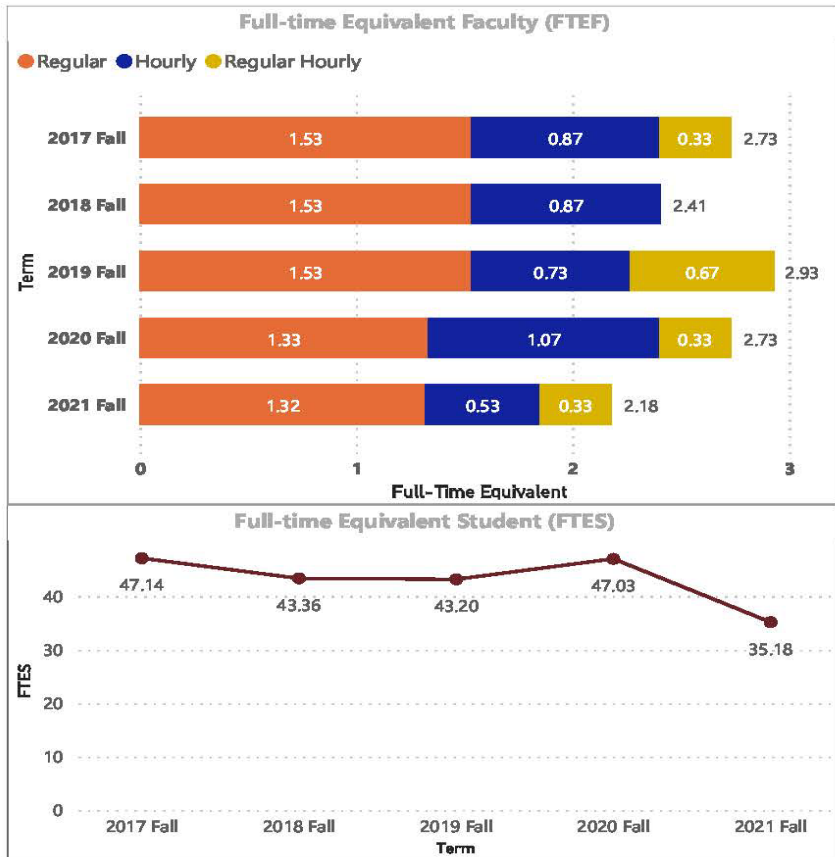
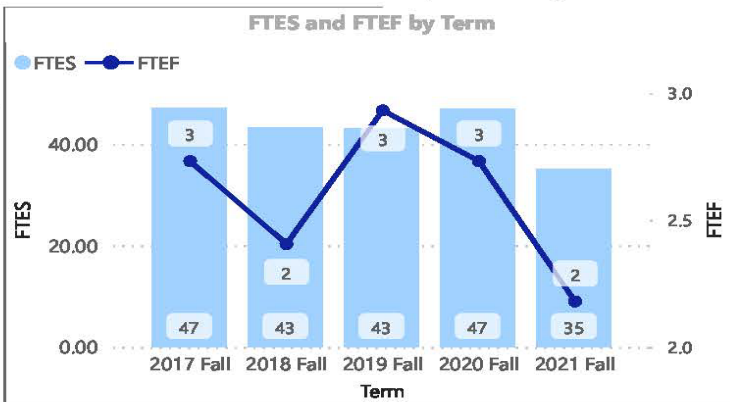
- Select Discipline**
- Accounting
  - Administration Of Justice
  - African American Studies
  - Anatomy
  - Anthropology
  - Architecture
  - Art
  - Astronomy
  - Basic Skills
  - Biology
  - Biotechnology
  - Business
  - Chemistry
  - Child Development

Fall 2021 FTES/FTEF  
Institution-Set Standard

**16.70**



Note: If Fall 2021 FTES/FTEF Standard Met is Blank, then courses within the discipline were not offered in the term.



# PR/UP DATA DASHBOARD

## Full-Time Equivalent Faculty (Regular, Regular Hourly, Hourly)

### Full-time Equivalent Faculty (FTEF) Data Chart

#### Instructions

Copy and paste the chart in the section below:

Full-time Equivalent Faculty (FTEF)					
Reporting Year:	18-19	19-20	20-21	21-22	22-23
Data Year:	F 17	F 18	F 19	F 20	F 21
Faculty:					
Regular Hourly:					
Adjunct Hourly:					
Discipline Total:					
Regular FTEF at or above 75%? (Y or N)					

### LAHC

#### • 2023 Program Review/Unit Plan Data (Dashboard)

- ➔ [Budget FTES/FTEF](#)
- [Course Completion and Enrollment Efficiency](#)
- [Degrees and Certificates Awarded](#)
- [Job Placement and Licensure Pass Rates \(CTE\)](#)

1. Click Budget FTES/FTEF.
2. Select Discipline from the left menu.
3. Find appropriate data and enter in eLumen as required.



**BUDGET  
FTES and FTEF by Course**

Discipline  
**Accounting**

- Select Discipline**
- Accounting
  - Administration Of Justice
  - African American Studies
  - Anatomy
  - Anthropology
  - Architecture
  - Art

**Full-time Equivalent Student (FTES)**

Course	2017 Fall	2018 Fall	2019 Fall	2020 Fall	2021 Fall
ACCTG 001	27.97	25.48	27.59	30.18	22.84
ACCTG 002	14.83	13.08	8.63	11.66	10.34
ACCTG 011	1.51	2.26	2.73	2.45	2.00
ACCTG 015	2.83	2.54	3.21	2.73	
ACCTG 016			1.04		
<b>Total</b>	<b>47.14</b>	<b>43.36</b>	<b>43.20</b>	<b>47.03</b>	<b>35.18</b>

**FTES per FTEF**

Course	2017 Fall	2018 Fall	2019 Fall	2020 Fall	2021 Fall
ACCTG 001	20.98	19.02	16.56	18.11	17.30
ACCTG 002	14.84	19.62	12.95	17.49	15.67
ACCTG 011	7.54	11.30	13.65	12.26	10.00
ACCTG 015	14.14	12.70	16.05	13.67	
ACCTG 016			5.20		
<b>Total</b>	<b>17.25</b>	<b>18.02</b>	<b>14.73</b>	<b>17.21</b>	<b>16.14</b>

**Full-time Equivalent Faculty (FTEF)**

Term Course	2017 Fall				2018 Fall				2019 Fall				2020 Fall				2021 Fall			
	Reg	Hrly	Reg Hrly	Total	Reg	Hrly	Reg Hrly	Total	Reg	Hrly	Reg Hrly	Total	Reg	Hrly	Reg Hrly	Total	Reg	Hrly	Reg Hrly	Total
ACCTG 001	1.00	0.33		1.33	1.00	0.34		1.34	1.00	0.33	0.33	1.67	1.00	0.33	0.33	1.67	0.99	0.00	0.33	1.32
ACCTG 002	0.33	0.33	0.33	1.00	0.33	0.33		0.67	0.33		0.33	0.67	0.33	0.33		0.67	0.33	0.33		0.66
ACCTG 011		0.20		0.20		0.20		0.20		0.20		0.20		0.20		0.20		0.20		0.20
ACCTG 015	0.20			0.20	0.20			0.20		0.20		0.20		0.20		0.20				0.00
ACCTG 016									0.20			0.20								
<b>Total</b>	<b>1.53</b>	<b>0.87</b>	<b>0.33</b>	<b>2.73</b>	<b>1.53</b>	<b>0.87</b>		<b>2.41</b>	<b>1.53</b>	<b>0.73</b>	<b>0.67</b>	<b>2.93</b>	<b>1.33</b>	<b>1.07</b>	<b>0.33</b>	<b>2.73</b>	<b>1.32</b>	<b>0.53</b>	<b>0.33</b>	<b>2.18</b>

# PR/UP DATA DASHBOARD

## Degree/Certificate Awarded (for each Degree/Certificate Type)

### Degree Award Chart(s)

Degree Type:					
Reporting Year:	18-19	19-20	20-21	21-22	22-23
Data Year:	F 17	F 18	F 19	F 20	F 21
# Awarded:					
Institution Set Standard:					
Standard Met?					

### Certificate Award Chart(s)

Certificate Type:					
Reporting Year:	18-19	19-20	20-21	21-22	22-23
Data Year:	F 17	F 18	F 19	F 20	F 21
# Awarded:					
Institution Set Standard:					
Standard Met?					

### LAHC

#### • 2023 Program Review/Unit Plan Data (Dashboard)

- [Budget FTES/FTEF](#)
- [Course Completion and Enrollment Efficiency](#)
- [Degrees and Certificates Awarded](#)
- [Job Placement and Licensure Pass Rates \(CTE\)](#)



1. Click Degrees and Certificates Awarded.
2. Go to page 2 and 3 of the dashboard.
3. Select Discipline AND Award Type.
4. Find appropriate data for EACH award type and enter in eLumen as required.



## AWARDS BY DISCIPLINE

### Award Key

AA: Associate of Arts  
AS: Associate of Science

AT: Associate of Arts for Transfer  
ST: Associate of Science for Transfer  
STU: Associate of Science for UC Transfer

C: Certificate of Achievement  
CS: Skill Certificate

CN: Certificate of Completion (Non-Credit)  
CY: Certificate of Competency (Non-Credit)

### Discipline

- Accounting
- Administration of Justice
- Anthropology
- Architecture
- Art
- Biology

### Award Type

All

### Gender

All

### Age Group

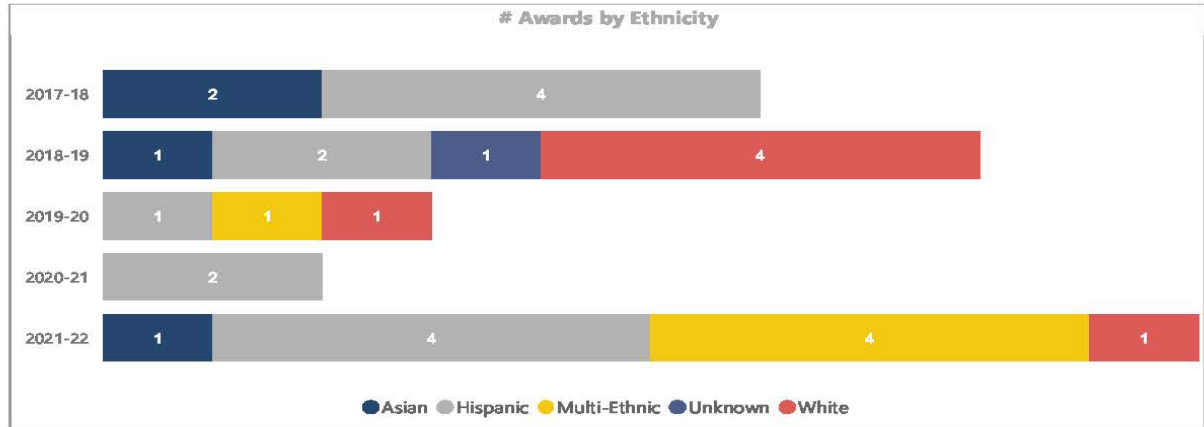
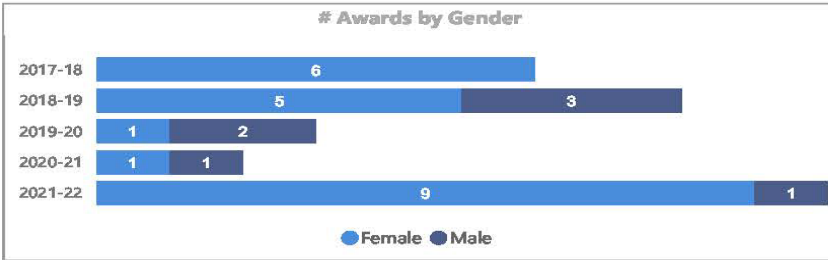
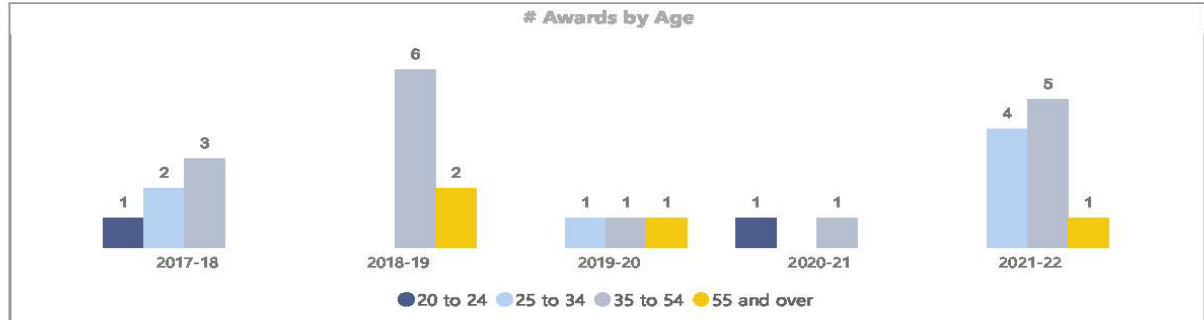
All

### Ethnicity

All

Award Count by Type and Title

Award Type	2017-18	2018-19	2019-20	2020-21	2021-22	Total
<input type="checkbox"/> AS	4	3	2	2	3	14
Accounting	4	3	2	2	3	14
<input type="checkbox"/> C	1	4			3	8
<input type="checkbox"/> CS	1	1	1		4	7
<b>Total</b>	<b>6</b>	<b>8</b>	<b>3</b>	<b>2</b>	<b>10</b>	<b>29</b>



**Note:**

• Non-credit certificates were not conferred until 2019-20.

# PR/UP DATA DASHBOARD

## Job Placement & Licensure Pass Rates (CTE Only)

### CTE Job Placement Rates (\*CTE Programs ONLY)

a) What are the program's job placement rates? After reviewing the Job Placement data, explain if the program met the institution-set standard for the reporting year (provide a yes or no response).

This question has not been answered yet.

b) If the program **did not** meet the **institution-set standard** for the reporting year, provide an action plan detailing the improvement actions that will be taken to work towards meeting the standard. Include progress made on the action items. \*If the institution-set standard was met, no action plan is required.

### CTE Licensure Pass Rate (\*CTE Programs ONLY)

a) What are the program's licensure passage rate? After reviewing the Licensure Pass Rate data, explain if the program met the institution-set standard for the reporting year (provide a yes or no response).

This question has not been answered yet.

b) If the program **did not** meet the **institution-set standard** for the reporting year, provide an action plan detailing the improvement actions that will be taken to work towards meeting the standard. Include progress made on the action items. \*If the institution-set standard was met, no action plan is required.

This question has not been answered yet.

## LAHC

### • 2023 Program Review/Unit Plan Data (Dashboard)

- [Budget FTES/FTEF](#)
- [Course Completion and Enrollment Efficiency](#)
- [Degrees and Certificates Awarded](#)
- [Job Placement and Licensure Pass Rates \(CTE\)](#)



1. Click Job Placement/Licensure Pass Rates.
2. Go to page 1 for Job Placement Rates.
3. Go to page 2 for Licensure Pass Rates.
4. Scroll to find Program.
5. Find appropriate data and enter in eLumen as required.



# Course Completion and Enrollment Efficiency

- Program Review Dashboard
- The Fact Book
- Today's Handout

## Data Sources:

- Data is based on each individual grade of each student from each class in LACCD SIS database.
- Data is locally processed and calculated.





# Course Completion on the Fact Book

## Differences from the Dashboard:

- By Division
- Has Definitions
- Has Grade Distribution

Link: <https://www.lahc.edu/offices/oie/Fact-Book>

# Enrollment Efficiency - Program Review Dashboard and the Handout

Example of Dashboard Use with LACCD Enrollment Report

Handout Highlight Points:

- Calendar Year 2022
- Has Simplified Definitions
- Can Use with the Dashboard

# DATA REQUEST PROCESS



## REQUEST INITIATED

1

- Research Request Form link on OIE website
- Acknowledgement email to initiator



## VP OF AA APPROVAL

2

- VP routes request to OIE staff in AA or Dr. Pai



## OIE BEGINS PROJECT

3

- Status update email to initiator
- Typically require 2 weeks to complete



## PROJECT COMPLETED

4

- Initiator receives password protected file/report



## Q and A



General Inquiries – [lahc-research@laccd.edu](mailto:lahc-research@laccd.edu)

Rhea Estoya – [estoyar@lahc.edu](mailto:estoyar@lahc.edu)

Joan Lang – [langj@lahc.edu](mailto:langj@lahc.edu)

**Thank you!**