

Communications Division

Figure 4. 4 Communications Division FTES, Fall Terms 2017-2021

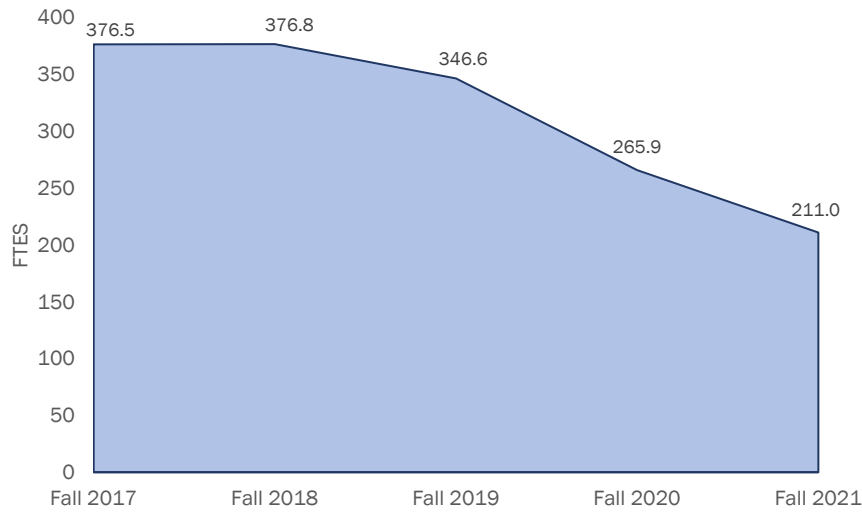


Table 4. 11 Communications Division FTES by Discipline, Fall Terms 2017-2021

Communications	Full-Time Equivalent Student (FTES)				
	Fall 2017	Fall 2018	Fall 2019	Fall 2020	Fall 2021
Developmental Communications	6.5	16.6	4.6	0.0	0.0
<i>Annual % Change</i>		155%	-72%	-100%	
English	290.2	270.5	270.3	188.6	158.1
<i>Annual % Change</i>		-7%	0%	-30%	-16%
English As A Second Language	8.2	3.4	1.8	0.9	0.0
<i>Annual % Change</i>		-58%	-47%	-49%	-100%
French	9.7	6.3	9.9	11.5	5.3
<i>Annual % Change</i>		-35%	57%	16%	-53%
Japanese	3.6	4.2	2.3	3.5	3.9
<i>Annual % Change</i>		15%	-45%	54%	10%
Journalism	6.1	7.7	6.5	7.6	4.8
<i>Annual % Change</i>		26%	-15%	17%	-38%
Public Relations	0.0	1.5	1.6	0.9	1.0
<i>Annual % Change</i>			7%	-47%	17%
Spanish	50.8	61.8	48.0	52.0	37.0
<i>Annual % Change</i>		22%	-22%	8%	-29%
Division Total	376.5	376.8	346.6	265.9	211.0
<i>Annual % Change</i>		0%	-8%	-23%	-21%

Source: PS LAC_SRC_SECTION_LISTING_INSTR query; LACCD Class Info and Grade Distribution file

Table 4. 12 Communications Division FTEF by Discipline, Fall Terms 2017-2021

Communications	Full-Time Equivalent Faculty (FTEF)				
	Fall 2017	Fall 2018	Fall 2019	Fall 2020	Fall 2021
Developmental Communications <i>Annual % Change</i>	0.6	0.8	0.8	0.0	0.0
		43%	-10%	-100%	
English <i>Annual % Change</i>	20.2	20.5	18.9	17.2	14.0
		1%	-8%	-9%	-19%
English As A Second Language <i>Annual % Change</i>	1.0	0.5	0.3	0.7	0.0
		-50%	-50%	180%	-100%
French <i>Annual % Change</i>	1.0	0.7	1.3	1.3	1.0
		-33%	100%	0%	-26%
Japanese <i>Annual % Change</i>	0.2	0.3	0.3	0.3	0.3
		67%	0%	0%	-1%
Journalism <i>Annual % Change</i>	1.0	0.9	0.9	0.9	0.9
		-13%	0%	0%	0%
Public Relations <i>Annual % Change</i>	0.0	0.2	0.2	0.2	0.2
			0%	0%	0%
Spanish <i>Annual % Change</i>	3.0	4.1	3.7	3.7	3.0
		36%	-10%	0%	-19%
Division Total <i>Annual % Change</i>	27.0	28.5	26.6	23.8	20.1
		5%	-7%	-10%	-16%

Source: PS LAC_SRC_SECTION_LISTING_INSTR query; LACCD Class Info and Grade Distribution file

Figure 4. 5 Communications Division FTES and FTES per FTEF, Fall Terms 2017 to 2021

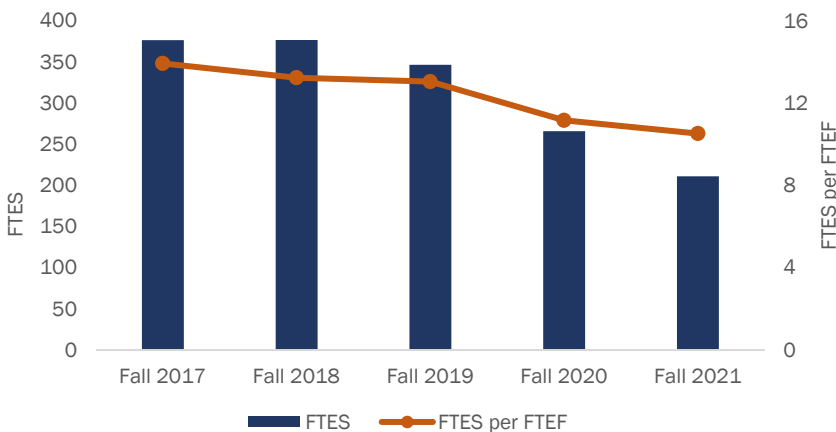


Table 4. 13 Communications Division FTES per FTEF by Discipline, Fall Terms 2017-2021

Communications	Full-Time Equivalent Student per Full-Time Equivalent Faculty				
	Fall 2017	Fall 2018	Fall 2019	Fall 2020	Fall 2021
Developmental Communications <i>Annual % Change</i>	11.2	19.9	6.2		
		78%	-69%		
English <i>Annual % Change</i>	14.3	13.2	14.3	11.0	11.3
		-8%	8%	-23%	3%

Full-Time Equivalent Student per Full-Time Equivalent Faculty					
Communications	Fall 2017	Fall 2018	Fall 2019	Fall 2020	Fall 2021
English As A Second Language	9.6	8.2	6.8	7.3	1.3
<i>Annual % Change</i>		-15%	-17%	6%	-82%
French	9.7	9.4	7.4	8.6	5.4
<i>Annual % Change</i>		-2%	-21%	16%	-37%
Japanese	18.2	12.5	6.9	10.6	11.7
<i>Annual % Change</i>		-31%	-45%	54%	11%
Journalism	6.1	8.8	7.5	8.8	5.5
<i>Annual % Change</i>		45%	-15%	17%	-38%
Public Relations		7.5	8.0	4.3	5.0
<i>Annual % Change</i>			7%	-47%	17%
Spanish	16.9	15.2	13.1	14.2	12.4
<i>Annual % Change</i>		-10%	-14%	8%	-12%
Division Total	13.9	13.2	13.0	11.2	10.5
<i>Annual % Change</i>		-5%	-1%	-14%	-6%

Source: PS LAC_SRC_SECTION_LISTING_INSTR query; LACCD Class Info and Grade Distribution file

Figure 4. 6 Communications Division WSCH by Discipline, Fall Terms 2017-2021

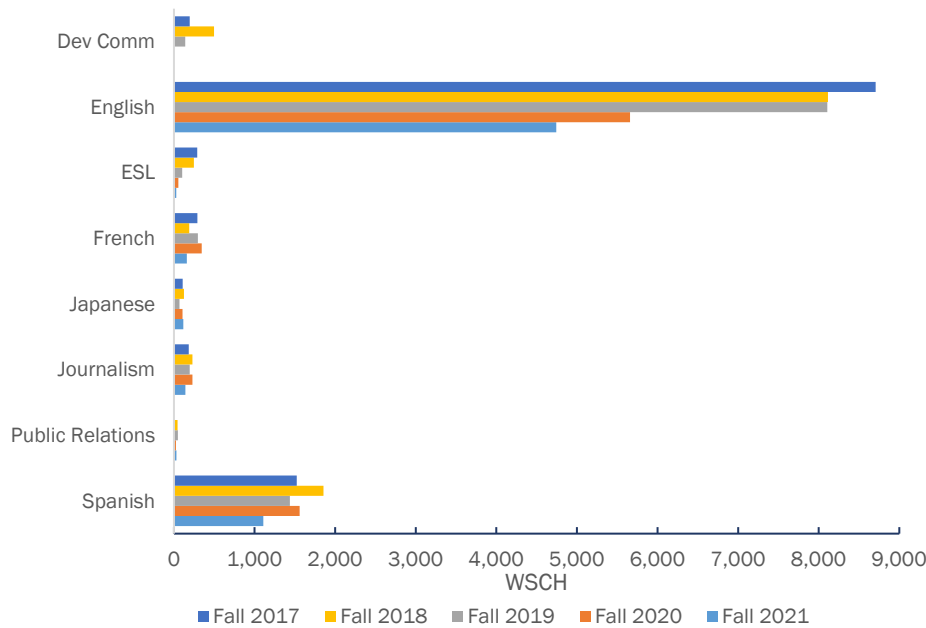


Table 4. 14 Communications Division WSCH by Discipline, Fall Terms 2017-2021

Communications	Weekly Student Contact Hours (WSCH)				
	Fall 2017	Fall 2018	Fall 2019	Fall 2020	Fall 2021
Developmental Communications	195.5	497.7	139.2	0.0	0.0
<i>Annual % Change</i>		155%	-72%	-100%	
English	8,705.3	8,115.3	8,107.5	5,657.9	4,743.6
<i>Annual % Change</i>		-7%	0%	-30%	-16%
English As A Second Language	246.6	102.6	54.5	27.9	0.0
<i>Annual % Change</i>		-58%	-47%	-49%	-100%
French	290.0	188.7	297.0	344.1	160.2
<i>Annual % Change</i>		-35%	57%	16%	-53%
Japanese	109.0	124.8	68.7	105.6	116.1
<i>Annual % Change</i>		15%	-45%	54%	10%
Journalism	182.7	230.1	194.7	228.7	142.8
<i>Annual % Change</i>		26%	-15%	17%	-38%
Public Relations	0.0	44.7	48.0	25.6	30.0
<i>Annual % Change</i>			7%	-47%	17%
Spanish	1,524.4	1,854.6	1,438.8	1,559.5	1,109.7
<i>Annual % Change</i>		22%	-22%	8%	-29%
Division Total	11,295.5	11,302.5	10,396.5	7,976.0	6,330.3
<i>Annual % Change</i>		0%	-8%	-23%	-21%

Source: PS LAC_SRC_SECTION_LISTING_INSTR query; LACCD Class Info and Grade Distribution file

Figure 4. 7 Communications Division WSCH and WSCH per FTEF, Fall Terms 2017-2021

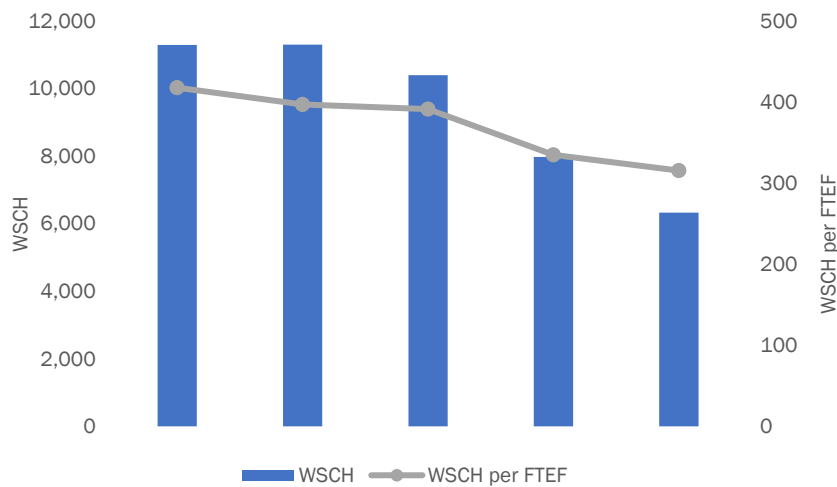


Table 4. 15 Communications Division WSCH per FTEF by Discipline, Fall Terms 2017-2021

Communications	WSCH per FTEF				
	Fall 2017	Fall 2018	Fall 2019	Fall 2020	Fall 2021
Developmental Communications	335.1	597.3	185.6		
<i>Annual % Change</i>		78%	-69%		
English	429.9	395.9	428.6	329.6	339.1
<i>Annual % Change</i>		-8%	8%	-23%	3%
English As A Second Language	288.5	246.6	205.2	218.0	39.9
<i>Annual % Change</i>		-15%	-17%	6%	-82%
French	290.1	283.1	222.8	258.1	161.8
<i>Annual % Change</i>		-2%	-21%	16%	-37%
Japanese	545.0	374.4	206.1	316.8	351.8
<i>Annual % Change</i>		-31%	-45%	54%	11%
Journalism	182.7	265.5	224.6	263.9	164.1
<i>Annual % Change</i>		45%	-15%	17%	-38%
Public Relations		223.5	240.0	128.2	150.0
<i>Annual % Change</i>			7%	-47%	17%
Spanish	508.2	456.1	392.4	425.3	372.4
<i>Annual % Change</i>		-10%	-14%	8%	-12%
Division Total	417.8	397.1	391.3	334.9	315.6
<i>Annual % Change</i>		-5%	-1%	-14%	-6%

Source: PS LAC_SRC_SECTION_LISTING_INSTR query; LACCD Class Info and Grade Distribution file