

Health Sciences/Nursing Division

Figure 4. 12 Health Sciences/Nursing Division FTES, Fall Terms 2017-2021

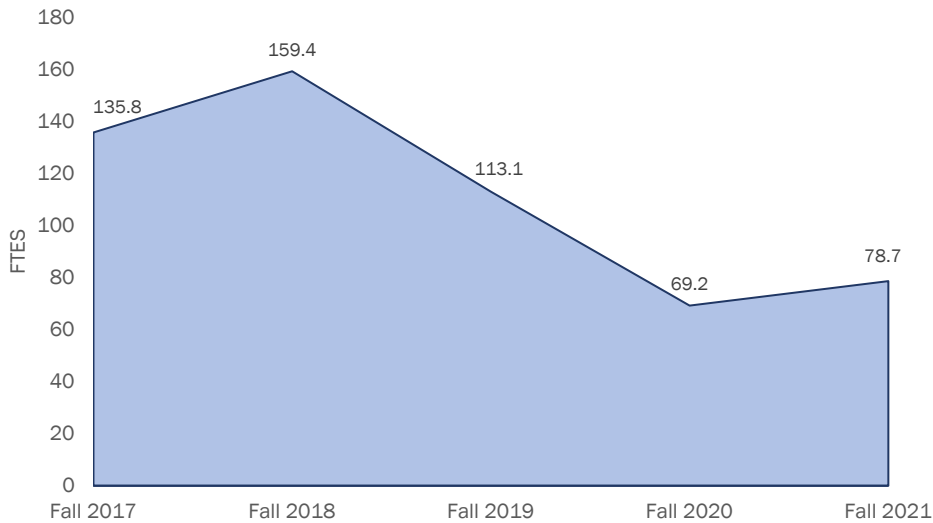


Table 4. 21 Health Sciences/Nursing Division FTES by Discipline, Fall Terms 2017-2021

Health Sciences/Nursing	Full-Time Equivalent Student (FTES)				
	Fall 2017	Fall 2018	Fall 2019	Fall 2020	Fall 2021
Emergency Department Assistant <i>Annual % Change</i>	11.3		6.9		5.6
Health Occupations <i>Annual % Change</i>		3.4			
Nursing <i>Annual % Change</i>	124.5	155.9 25%	106.1 -32%	69.2 -35%	73.1 6%
Division Total <i>Annual % Change</i>	135.8	159.4 17%	113.1 -29%	69.2 -39%	78.7 14%

Source: PS LAC_SRC_SECTION_LISTING_INSTR query; LACCD Class Info and Grade Distribution file

Table 4. 22 Health Sciences/Nursing Division FTEF by Discipline, Fall Terms 2017-2021

Health Sciences/Nursing	Full-Time Equivalent Faculty (FTEF)				
	Fall 2017	Fall 2018	Fall 2019	Fall 2020	Fall 2021
Emergency Department Assistant <i>Annual % Change</i>	0.5		0.6		0.6
Health Occupations <i>Annual % Change</i>		0.1			
Nursing <i>Annual % Change</i>	15.1	15.7 4%	14.1 -10%	11.9 -15%	12.6 6%
Division Total <i>Annual % Change</i>	15.6	15.8 1%	14.7 -7%	11.9 -19%	13.2 10%

Source: PS LAC_SRC_SECTION_LISTING_INSTR query; LACCD Class Info and Grade Distribution file

Figure 4. 13 Health Sciences/Nursing Division FTES and FTES per FTEF, Fall Terms 2017 to 2021

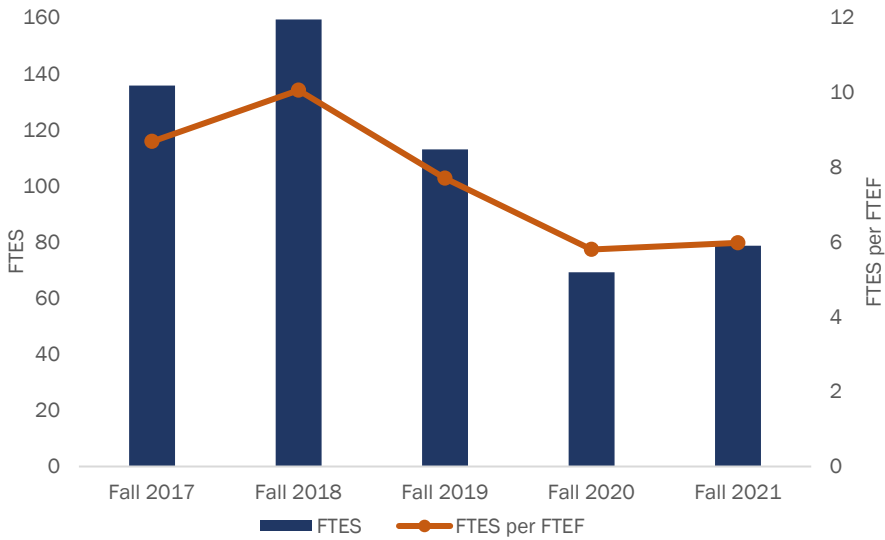


Table 4. 23 Health Sciences/Nursing Division FTES per FTEF, Fall Terms 2017 to 2021

Health Sciences/Nursing	Full-Time Equivalent Student per Full-Time Equivalent Faculty				
	Fall 2017	Fall 2018	Fall 2019	Fall 2020	Fall 2021
Emergency Department Assistant <i>Annual % Change</i>	22.7		12.5		10.1
Health Occupations <i>Annual % Change</i>		24.7			
Nursing <i>Annual % Change</i>	8.2	9.9 21%	7.5 -24%	5.8 -23%	5.8 0%
Division Total <i>Annual % Change</i>	8.7	10.1 16%	7.7 -23%	5.8 -25%	6.0 3%

Source: PS LAC_SRC_SECTION_LISTING_INSTR query; LACCD Class Info and Grade Distribution file

Figure 4. 14 Health Sciences/Nursing Division WSCH by Discipline, Fall Terms 2017-2021

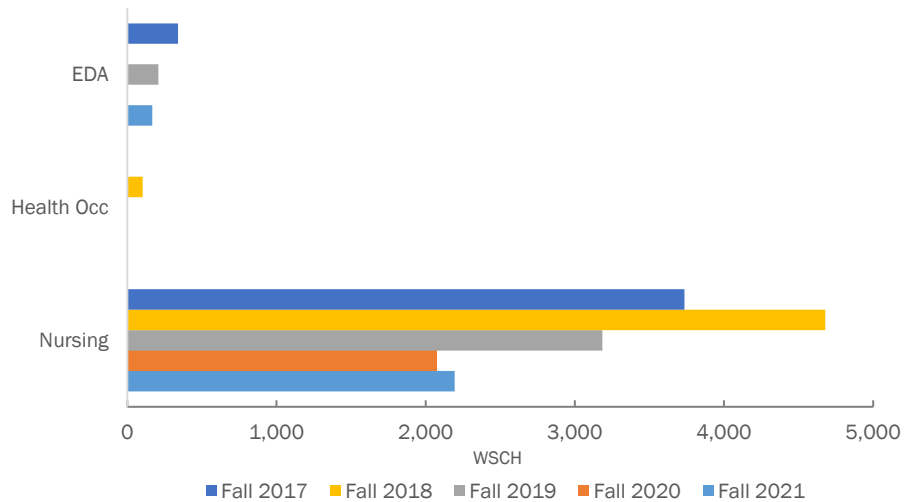


Table 4. 24 Health Sciences/Nursing Division WSCH by Discipline, Fall Terms 2017-2021

Health Sciences/Nursing	Weekly Student Contact Hours (WSCH)				
	Fall 2017	Fall 2018	Fall 2019	Fall 2020	Fall 2021
Emergency Department Assistant <i>Annual % Change</i>	339.8		207.6		166.8
Health Occupations <i>Annual % Change</i>		102.9			
Nursing <i>Annual % Change</i>	3,734.5	4,678.2 25%	3,184.2 -32%	2,077.2 -35%	2,194.2 6%
Division Total <i>Annual % Change</i>	4,074.3	4,781.1 17%	3,391.8 -29%	2,077.2 -39%	2,361.0 14%

Source: PS LAC_SRC_SECTION_LISTING_INSTR query; LACCD Class Info and Grade Distribution file

Figure 4. 15 Health Sciences/Nursing Division WSCH and WSCH per FTEF, Fall Terms 2017-2021

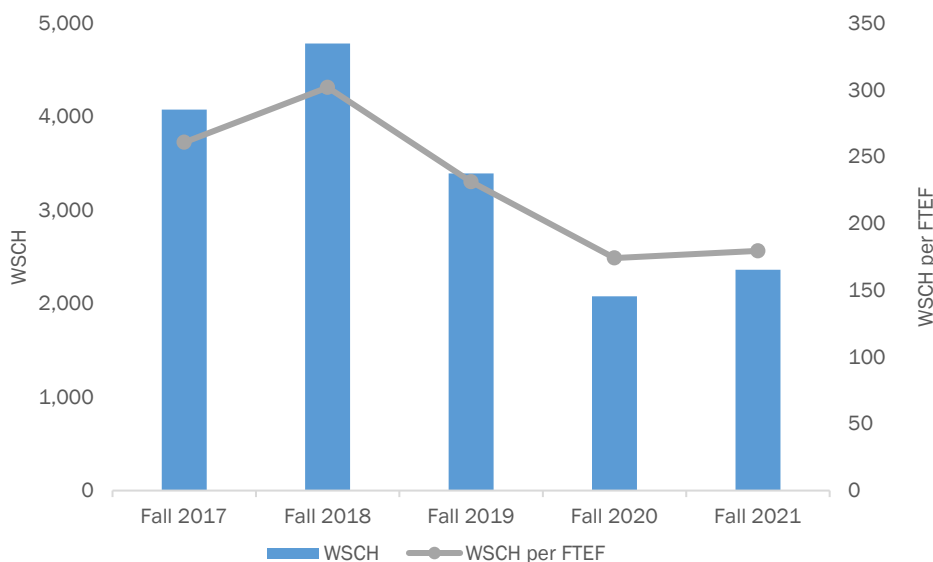


Table 4. 25 Health Sciences/Nursing Division WSCH per FTEF by Discipline, Fall Terms 2017-2021

Health Sciences/Nursing	WSCH per FTEF				
	Fall 2017	Fall 2018	Fall 2019	Fall 2020	Fall 2021
Emergency Department Assistant <i>Annual % Change</i>	679.6		373.7		303.3
Health Occupations <i>Annual % Change</i>		740.8			
Nursing <i>Annual % Change</i>	246.9	297.9 21%	225.5 -24%	174.1 -23%	174.0 0%
Division Total <i>Annual % Change</i>	260.7	301.8 16%	231.1 -23%	174.1 -25%	179.4 3%

Source: PS LAC_SRC_SECTION_LISTING_INSTR query; LACCD Class Info and Grade Distribution file