

Efficiency by Division and Discipline

Academic Affairs Division

Figure 4. 1 Academic Affairs Division FTES, Fall Terms 2017-2021

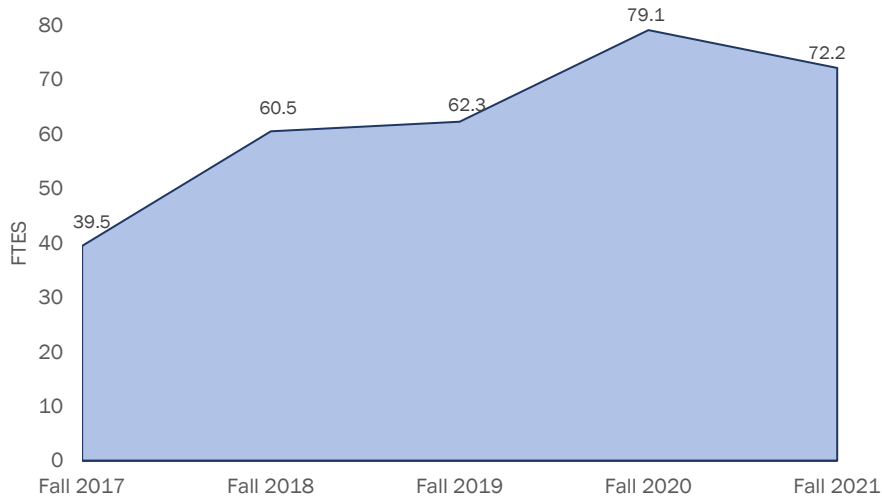


Table 4. 6 Academic Affairs Division FTES by Discipline, Fall Terms 2017-2021

Academic Affairs Office	Full-Time Equivalent Student (FTES)				
	Fall 2017	Fall 2018	Fall 2019	Fall 2020	Fall 2021
Art				2.8	
<i>Annual % Change</i>					
Business	5.2				
<i>Annual % Change</i>					
Chemistry					5.4
<i>Annual % Change</i>					
Child Development	4.7	1.8	3.9	7.8	6.1
<i>Annual % Change</i>		-61%	112%	103%	-22%
Communication Studies			7.9	6.8	
<i>Annual % Change</i>				-14%	
Counseling		1.9	5.7	5.3	2.4
<i>Annual % Change</i>			191%	-7%	-54%
Economics				3.0	
<i>Annual % Change</i>					
English		0.7	2.5	1.2	8.6
<i>Annual % Change</i>			236%	-50%	589%
Health	4.8	6.4	9.9	10.8	1.4
<i>Annual % Change</i>		33%	55%	9%	-87%
History		4.1			
<i>Annual % Change</i>					
Kinesiology			4.8		
<i>Annual % Change</i>					
Learning Foundation		11.1			
<i>Annual % Change</i>					
Learning Skills		2.4			
<i>Annual % Change</i>					

Academic Affairs Office	Full-Time Equivalent Student (FTES)				
	Fall 2017	Fall 2018	Fall 2019	Fall 2020	Fall 2021
Library Science	2.6	1.0	1.0	4.4	3.4
<i>Annual % Change</i>		-62%	1%	336%	-22%
Mathematics					4.6
<i>Annual % Change</i>					
Music			2.9	8.1	9.2
<i>Annual % Change</i>				177%	13%
Philosophy	4.8			2.0	0.8
<i>Annual % Change</i>					-61%
Political Science		8.6	4.6	4.5	4.1
<i>Annual % Change</i>			-47%	-2%	-9%
Psychology	6.0	15.6	11.0	5.8	9.8
<i>Annual % Change</i>		160%	-29%	-48%	70%
Sociology		3.4	2.8	3.6	1.9
<i>Annual % Change</i>			-19%	31%	-47%
Spanish		3.5	2.9	11.7	8.9
<i>Annual % Change</i>			-16%	297%	-24%
Theater	11.3		2.4	1.2	5.6
<i>Annual % Change</i>				-50%	372%
Division Total	39.5	60.5	62.3	79.1	72.2
<i>Annual % Change</i>		53%	3%	27%	-9%

Source: PS LAC_SRC_SECTION_LISTING_INSTR query; LACCD Class Info and Grade Distribution file

Table 4. 7 Academic Affairs Division FTEF by Discipline, Fall Terms 2017-2021

Academic Affairs Office	Full-Time Equivalent Faculty (FTEF)				
	Fall 2017	Fall 2018	Fall 2019	Fall 2020	Fall 2021
Art				0.3	
<i>Annual % Change</i>					
Business	0.2				
<i>Annual % Change</i>					
Chemistry					0.4
<i>Annual % Change</i>					
Child Development	0.2	0.2	0.2	0.4	0.6
<i>Annual % Change</i>		0%	0%	100%	50%
Communication Studies			0.4	0.4	
<i>Annual % Change</i>				0%	
Counseling		0.1	0.3	0.3	0.1
<i>Annual % Change</i>			100%	0%	-48%
Economics				0.2	
<i>Annual % Change</i>					
English		0.3	0.3	0.3	0.8
<i>Annual % Change</i>			0%	0%	200%
Health	0.2	0.6	0.6	0.6	0.2
<i>Annual % Change</i>		200%	0%	0%	-67%
History		0.2			
<i>Annual % Change</i>					

Academic Affairs Office	Full-Time Equivalent Faculty (FTEF)				
	Fall 2017	Fall 2018	Fall 2019	Fall 2020	Fall 2021
Kinesiology <i>Annual % Change</i>			0.1		
Learning Foundation <i>Annual % Change</i>		0.5			
Learning Skills <i>Annual % Change</i>		0.1			
Library Science <i>Annual % Change</i>	0.2	0.1 -67%	0.1 0%	0.2 200%	0.0 -100%
Mathematics <i>Annual % Change</i>					0.4
Music <i>Annual % Change</i>			0.2	0.4 100%	0.4 0%
Philosophy <i>Annual % Change</i>	0.2			0.2	0.2 0%
Political Science <i>Annual % Change</i>		0.4	0.2 -50%	0.4 100%	0.6 50%
Psychology <i>Annual % Change</i>	0.2	0.8 300%	0.6 -25%	0.4 -33%	0.6 50%
Sociology <i>Annual % Change</i>		0.2	0.2 0%	0.2 0%	0.2 0%
Spanish <i>Annual % Change</i>		0.2	0.2 0%	0.9 367%	0.6 -36%
Theater <i>Annual % Change</i>	0.2		0.2	0.2 0%	0.4 100%
Division Total <i>Annual % Change</i>	1.4	3.6 156%	3.5 -2%	5.3 52%	5.5 3%

Source: PS LAC_SRC_SECTION_LISTING_INSTR query; LACCD Class Info and Grade Distribution file

Figure 4. 2 Academic Affairs Division FTES and FTES per FTEF, Fall Terms 2017 to 2021

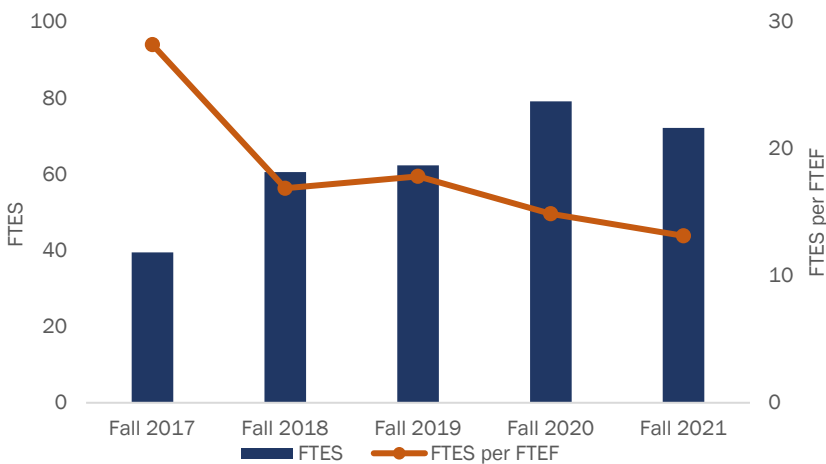


Table 4. 8 Academic Affairs Division FTES per FTEF by Discipline, Fall Terms 2017-2021

Academic Affairs Office	Full-Time Equivalent Student per Full-Time Equivalent Faculty				
	Fall 2017	Fall 2018	Fall 2019	Fall 2020	Fall 2021
Art <i>Annual % Change</i>				10.4	
Business <i>Annual % Change</i>	26.2				
Chemistry <i>Annual % Change</i>					13.5
Child Development <i>Annual % Change</i>	23.5	9.1 -61%	19.3 112%	19.6 2%	10.1 -48%
Communication Studies <i>Annual % Change</i>			19.8	17.1 -14%	
Counseling <i>Annual % Change</i>		14.5	21.2 46%	19.8 -7%	17.4 -12%
Economics <i>Annual % Change</i>				15.0	
English <i>Annual % Change</i>		3.0	10.0 236%	5.0 -50%	11.4 130%
Health <i>Annual % Change</i>	24.0	10.7 -56%	16.5 55%	18.1 9%	7.0 -61%
History <i>Annual % Change</i>		20.3			
Kinesiology <i>Annual % Change</i>			43.6		
Learning Foundation <i>Annual % Change</i>		23.8			
Learning Skills <i>Annual % Change</i>		35.2			
Library Science <i>Annual % Change</i>	13.0	15.0 15%	15.1 1%	22.0 45%	
Mathematics <i>Annual % Change</i>					11.5
Music <i>Annual % Change</i>			14.7	20.4 39%	23.0 13%
Philosophy <i>Annual % Change</i>	24.0			10.2	4.0 -61%
Political Science <i>Annual % Change</i>		21.5	23.0 7%	11.2 -51%	6.8 -39%
Psychology <i>Annual % Change</i>	29.9	19.5 -35%	18.4 -6%	14.4 -21%	16.4 13%
Sociology <i>Annual % Change</i>		17.1	13.9 -19%	18.2 31%	9.6 -47%
Spanish <i>Annual % Change</i>		17.6	14.7 -16%	12.5 -15%	14.8 18%
Theater <i>Annual % Change</i>	56.6		11.8	5.9 -50%	13.9 136%
Division Total <i>Annual % Change</i>	28.2	16.9 -40%	17.8 6%	14.9 -17%	13.1 -12%

Source: PS LAC_SRC_SECTION_LISTING_INSTR query; LACCD Class Info and Grade Distribution file

Table 4. 9 Academic Affairs Division WSCH by Discipline, Fall Terms 2017-2021

Weekly Student Contact Hours (WSCH)					
Academic Affairs Office	Fall 2017	Fall 2018	Fall 2019	Fall 2020	Fall 2021
Art <i>Annual % Change</i>				83.0	
Business <i>Annual % Change</i>	157.1				
Chemistry <i>Annual % Change</i>					162.0
Child Development <i>Annual % Change</i>	141.1	54.6 -61%	115.5 112%	234.8 103%	182.1 -22%
Communication Studies <i>Annual % Change</i>			237.6	205.0 -14%	
Counseling <i>Annual % Change</i>		58.2	169.5 191%	158.4 -7%	73.2 -54%
Economics <i>Annual % Change</i>				89.8	
English <i>Annual % Change</i>		22.2	74.7 236%	37.3 -50%	257.4 589%
Health <i>Annual % Change</i>	144.3	192.3 33%	297.3 55%	325.5 9%	42.0 -87%
History <i>Annual % Change</i>		121.8			
Kinesiology <i>Annual % Change</i>			145.2		
Learning Foundation <i>Annual % Change</i>		333.6			
Learning Skills <i>Annual % Change</i>		70.5			
Library Science <i>Annual % Change</i>	78.2	30.0 -62%	30.3 1%	132.0 336%	103.2 -22%
Mathematics <i>Annual % Change</i>					138.0
Music <i>Annual % Change</i>			88.2	244.4 177%	276.0 13%
Philosophy <i>Annual % Change</i>	144.3			61.1	23.7 -61%
Political Science <i>Annual % Change</i>		258.0	137.7 -47%	134.8 -2%	123.0 -9%
Psychology <i>Annual % Change</i>	179.5	466.8 160%	330.6 -29%	173.1 -48%	294.3 70%
Sociology <i>Annual % Change</i>		102.6	83.4 -19%	109.0 31%	57.6 -47%
Spanish <i>Annual % Change</i>		105.3	88.2 -16%	349.8 297%	265.5 -24%
Theater <i>Annual % Change</i>	339.8		70.5	35.3 -50%	166.5 372%
Division Total <i>Annual % Change</i>	1,184.2	1,815.9 53%	1,868.7 3%	2,373.2 27%	2,164.5 -9%

Source: PS LAC_SRC_SECTION_LISTING_INSTR query; LACCD Class Info and Grade Distribution file

Figure 4. 3 Academic Affairs Division WSCH and WSCH per FTEF, Fall Terms 2017-2021

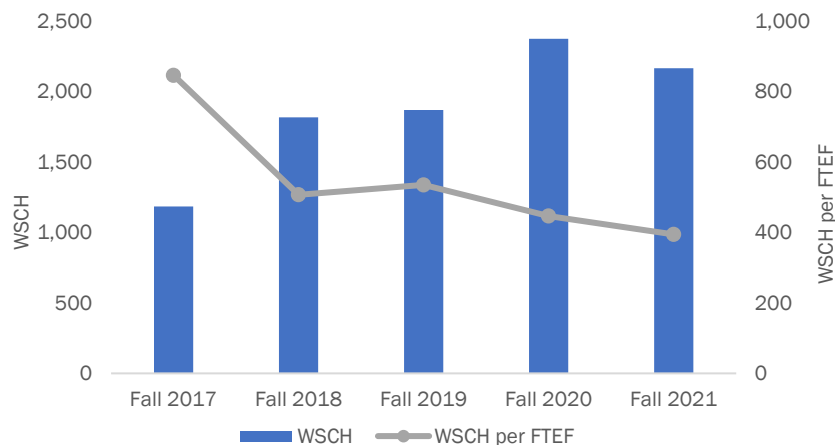


Table 4. 10 Academic Affairs Division WSCH per FTEF by Discipline, Fall Terms 2017-2021

Academic Affairs Office	WSCH per FTEF				
	Fall 2017	Fall 2018	Fall 2019	Fall 2020	Fall 2021
Art				311.2	
<i>Annual % Change</i>					
Business	785.4				
<i>Annual % Change</i>					
Chemistry					405.0
<i>Annual % Change</i>					
Child Development	705.3	273.0	577.5	586.9	303.5
<i>Annual % Change</i>		-61%	112%	2%	-48%
Communication Studies			594.0	512.4	
<i>Annual % Change</i>				-14%	
Counseling		436.3	635.5	593.9	522.9
<i>Annual % Change</i>			46%	-7%	-12%
Economics				448.8	
<i>Annual % Change</i>					
English		88.8	298.8	149.4	343.2
<i>Annual % Change</i>			236%	-50%	130%
Health	721.3	320.5	495.5	542.5	210.0
<i>Annual % Change</i>		-56%	55%	9%	-61%
History		609.0			
<i>Annual % Change</i>					
Kinesiology			1,306.9		
<i>Annual % Change</i>					
Learning Foundation		714.7			
<i>Annual % Change</i>					
Learning Skills		1,057.0			
<i>Annual % Change</i>					
Library Science	390.9	449.8	454.3	659.7	
<i>Annual % Change</i>		15%	1%	45%	

Academic Affairs Office	WSCH per FTEF				
	Fall 2017	Fall 2018	Fall 2019	Fall 2020	Fall 2021
Mathematics <i>Annual % Change</i>					345.0
Music <i>Annual % Change</i>			441.0	611.0 39%	690.0 13%
Philosophy <i>Annual % Change</i>	721.3			305.5	118.5 -61%
Political Science <i>Annual % Change</i>		645.0	688.5 7%	337.1 -51%	205.0 -39%
Psychology <i>Annual % Change</i>	897.6	583.5 -35%	551.0 -6%	432.8 -21%	490.5 13%
Sociology <i>Annual % Change</i>		513.0	417.0 -19%	545.0 31%	288.0 -47%
Spanish <i>Annual % Change</i>		526.5	441.0 -16%	374.8 -15%	442.5 18%
Theater <i>Annual % Change</i>	1,699.0		352.5	176.3 -50%	416.3 136%
Division Total <i>Annual % Change</i>	845.8	506.7 -40%	534.8 6%	446.4 -17%	394.3 -12%

Source: PS LAC_SRC_SECTION_LISTING_INSTR query; LACCD Class Info and Grade Distribution file